

52

Vocational-Technical School District
2018-2019 Estimate of Needs
and
Financial Statement of the Fiscal Year 2017-2018

Board of Education of Eastern Oklahoma County Technology Center
District No. AVTS #23
County of Oklahoma
State of Oklahoma

Two copies of this Financial Statement and Estimate of Needs should be filed with the County Clerk not later than September 1 for all School Districts. After approval by the Excise Board and the levies are made, both statements should be signed by the Board Members. One complete signed copy must be sent to the State Auditor and Inspector, Suite 106, 4545 N. Lincoln Blvd. Oklahoma City, OK 73105. If publication may not be had by date required for filing, affidavit and proof of publication are required to be attached within five days after date of filing.

The 2018-2019 Estimate of Needs
and
Financial Statement of the Fiscal Year 2017-2018

Prepared by: Putnam & Company PLLC

Submitted to the Oklahoma County Excise Board

This 5th Day of September, 2018

School Board Members

Chairman	<u><i>Larry Stahl</i></u>	Clerk	<u><i>Gary Howard</i></u>
Treasurer	<u><i>Tommy... </i></u>	Member	<u><i>[Signature]</i></u>
Member	<u><i>Looney Albee</i></u>	Member	<u><i>[Signature]</i></u>
Member	<u>_____</u>	Member	<u>_____</u>

RECEIVED
SEP 05 2018

BY:

State of Oklahoma, County of Oklahoma

To the Excise Board of said County and State, Greetings:

Pursuant to the requirements of 68 O. S. 2001 Section 3002, we submit herewith, for your consideration the within statement of the financial condition of the Board of Education of Eastern Oklahoma County Technology Center, District No. AVTS #23, County State of Oklahoma for the fiscal year beginning July 1, 2018, and ending June 30, 2019, together with an itemized statement of the estimated Income and Probable Needs of said School District for the ensuing fiscal year. We have separately prepared, executed and submit Financial Statements for the Fiscal Year so terminated, and Estimate of Requirements for the ensuing Fiscal Year, for such Sinking Fund, if any, as pertains to this District for the Bond, Coupon, and Judgment indebtedness, if any, outstanding and unpaid as of June 30, 2019, and also for the Sinking Fund of any disorganized District whose area or the major portion thereof is now embraced within the boundaries of this District; and this Certificate is as applicable thereto as if fully embodied therein. The same have been prepared in conformity with Statute, in relation to which be it further noted that:

1. We, the undersigned, duly elected, qualified and acting officers of the Board of Education of the aforesaid School District located wholly or in major area in the County and State aforesaid, do hereby certify that, at regular session begun at the time provided by law, we carefully considered the reports submitted by the several officers and employees as required by 68 O. S. 2001 Section 3004, carefully considered the statements and estimate of needs heretofore prepared for the purpose of ascertaining any additional or emergency levy necessary for the ensuing fiscal year and revised, corrected or amended the same to disclose the true fiscal condition as of June 30, 2018, and to provide for the needs of the District for the ensuing fiscal year as now ascertained; and we do hereby certify that the within statement of the financial condition is true and correct, and that the within estimates for all purposes for the ensuing fiscal year are reasonably necessary for the proper conduct of the affairs of said School District, and that the statement of Estimated Income from sources other than ad valorem taxes is not in excess of the lawfully authorized ratio of the actual collections from such sources during the previous fiscal year.
2. We further certify that any cash fund balance reported in our Building Fund is required for immediate or cumulative program of construction unless there be attached within a verified copy of a resolution signed by a majority of the members of this Board to the effect the program of building has been completed or abandoned. If attached, then the Excise Board is directed to apply said Balance to reduce Levies in accordance with 62 O. S. 2001, Section 333.
3. We also certify that a levy of 0.000 Mills over and above the number of mills allocated by the County Excise Board will be reasonably necessary for the proper conduct of the affairs of said school district during the fiscal year 2018-2019.
4. We also certify that, after due and legal notice of an election thereon, an emergency levy of 0.000 Mills, over and above the number of mills provided by Law and allocated by the County Excise Board in addition thereto for school purposes, was authorized at an election held for that purpose on February 13, 2018 by a majority of those voting at said election; the result of said election was:

For the Levy 0;	Against the Levy 0;	Majority 0
-----------------	---------------------	------------
5. We also certify that, after due and legal notice of an election thereon, a local incentive levy of 5.000 Mills, in addition to the levies hereinbefore provided, was authorized at an election held for that purpose on February 13, 2018 by a majority vote of the electors who had paid ad valorem tax of the immediately preceding year; the result of said election was:

For the Levy 0;	Against the Levy 0;	Majority 0
-----------------	---------------------	------------

6. We also certify that, after due and legal notice of an election thereon, pursuant to Article 10, Section 10, of the Constitution of Oklahoma, an additional levy of 2.000 Mills, was authorized by a majority of the qualified voters of said School District, for the purpose of erecting, remodeling or repairing school buildings, and for purchasing furniture at an election held for that purpose on February 13, 2018, the result whereof was:

For the Levy 0;

Against the Levy 0;

Majority 0

of Oklahoma,

Gary Leward
Clerk of Board of Education


[Signature]
President of Board of Education

[Signature]
Treasurer of Board of Education

Subscribed and sworn to before me this 5th day of September

[Signature]
Notary Public

9-10-19
My Commission Expires



Affidavit of Publication

State of Oklahoma, County of Oklahoma

I, Gary Howard, the undersigned duly qualified and acting Clerk of the Board of Education of Eastern Oklahoma County Technology Center, School District No. AVTS #23, County and State aforesaid, duly sworn according to law, hereby depose and say:

1. That I complied with 68 O. S. 2001 Section 3002, (both independent and dependent) by having the within Financial Statement and Estimate of Needs which was prepared at the time and in the manner provided by law, published as required by law, in a legally-qualified newspaper of general circulation in the district, there being no legally-qualified newspaper published in the school district, as evidenced by a copy of such published statement and estimate together with proof of publication thereof attached hereto marked Exhibit No. 1 and made a part hereof (strike inapplicable phrases).

2. That I complied with currently effective statutes, by having the Notice of Emergency Levy Election and the call for such Election on the date hereinbefore certified by the Governing Board, the Itemized Statements and the Itemized Estimate of the amount necessary for the ensuing fiscal year requiring such emergency levy for the current expense purposes as prepared by the Board of Education duly published or posted, as the case may be, in full compliance with law for this class of school district, and as provided by law duly made public in the manner and at the time provided by law, for this class of district and in all respects according to law, in relation to said election on such emergency levy as hereinbefore certified by said Governing Board.

3. That I complied with the statute by having published or posted (if required for this class of district) the notice of local incentive levy election, and the call for such election on the date hereinbefore certified by the Board of Education. That the Estimate of Needs as prepared by the Board of Education required such local incentive levy in addition to other tax levies, to fully meet the current expense purposes of the school district for the ensuing year.


4. That in conformity to resolution by said Board of Education, I caused Notice of Building Fund Levy Election under the provisions of Article 10, Section 10, Oklahoma Constitution, and the Call of such Election on the date hereinbefore certified by the Governing Board, together with Itemized Statements and an Estimate of the amount necessary for the ensuing fiscal year requiring such levy for the purpose of erecting, remodeling or repairing school buildings, and for purchasing school furniture, in said District, published or posted to contain such Notice and Call, fixing the number of voting places and particularly describing each and every such place or places, and fixing the day on which such election should be had after the expiration of such notice, duly published or posted as is required by law for this class of district.

Gary Howard
Clerk, Board of Education

Subscribed and sworn to before me this 5th day of September

[Signature]
Notary Public

9-10-19
My Commission Expires



[Signature]
Secretary and Clerk of Excise Board

Oklahoma County, Oklahoma

Journal Record Publishing Company

101 N Robinson Suite 101
Oklahoma City, OK 73102

PUBLISHER'S AFFIDAVIT

Page 1 of 3

Pub Sheet/PO #664
09/06/2018
FIN STMT FYE JUNE 30, 2018 AND EST OF NEEDS FYE JUNE 30, 2019

NUMBER

PUBLICATION DATES

LEGAL NOTICE

STATE OF OKLAHOMA

} S.S.

COUNTY OF OKLAHOMA

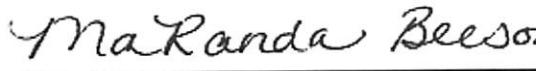
I, of lawful age, being duly sworn, am a legal representative of The Journal Record of Oklahoma City Oklahoma, a daily newspaper of general circulation in Oklahoma County, Oklahoma, printed in the English Language and published in the City of Oklahoma City, in Oklahoma County, State of Oklahoma, continuously and uninterruptedly published in the County for a period of more than 104 consecutive weeks prior to the first publication of the attached notice, and having a paid general subscription circulation therein and with admission to the United States mails as paid second-class mail matter.

That said notice a true copy of which is attached hereto, was published in the regular edition of said newspaper during the period and time of publication and not in a supplement on the ABOVE LISTED DATE(S).



Terri VanHooser, Business Manager

Subscribed and sworn before me this 6th day of September, 2018



MaRanda Beeson, Notary Public



Commission Number: 10001243
My Commission Expires: 02/18/2022

Order Number

11616815

Publisher's Fee

\$155.40

AFFIDAVIT OF PUBLICATION

(MS11616815)

Publication Sheet - Board of Education
 Financial Statement of the Various Funds for the Fiscal Year Ending June 30, 2018, And
 Estimate of Funds for Fiscal Year Ending June 30, 2019, of Eastern Oklahoma County Technology Center
 School District No. AVIS #21, Oklahoma County, Oklahoma

Page 1

STATEMENT OF FINANCIAL CONDITION AS OF JUNE 30, 2018	GENERAL FUND TOTAL	BUSINESS FUNDS TOTAL	CITY OF FUNDS TOTAL	NUTRITION FUNDS TOTAL
ASSETS:				
Cash Balance June 30, 2018	\$ 7,463,811.12	\$ 2,526,688.18	\$ 0.00	\$ 0.00
Investments	\$ 0.00	\$ 0.00	\$ 0.00	\$ 0.00
TOTAL ASSETS	\$ 7,463,811.12	\$ 2,526,688.18	\$ 0.00	\$ 0.00
LIABILITIES AND RESERVES:				
Accounts Payable	\$ 124,933.00	\$ 87,115.00	\$ 0.00	\$ 0.00
Revenue for Interest on Advances	\$ 0.00	\$ 0.00	\$ 0.00	\$ 0.00
Reserves from Federal Aid	\$ 0.00	\$ 0.00	\$ 0.00	\$ 0.00
TOTAL LIABILITIES AND RESERVES	\$ 124,933.00	\$ 87,115.00	\$ 0.00	\$ 0.00
CASH FUND BALANCE, UNRESERVED, AS OF 6/30/18	\$ 7,338,878.12	\$ 2,439,573.18	\$ 0.00	\$ 0.00
ESTIMATED NEEDS FOR FISCAL YEAR ENDING JUNE 30, 2019				
GENERAL FUND				
Current Expenses	\$ 8,816,181.82	1. Cash Balance on Hand June 30, 2018	\$ 152,428.68	
Reserve for Int. on Advances & Revolutions	\$ 0.00	2. Local Investments Properly Maturing	\$ 0.00	
1991 Required	\$ 8,816,181.82	3. Judgmental Fund for Interest on Tax Levy	\$ 0.00	
ESTIMATED		4. Total Local Assets	\$ 152,428.68	
1000 Fund Balance	\$ 2,011,161.14	5. District Retained Substitutions	\$ 0.00	
1000 Fund Balance	\$ 3,151,024.80	6. Fund Exp. Conting.	\$ 0.00	
1000 Fund Balance	\$ 3,151,024.80	7. Interest Accrued Thereon	\$ 0.00	
1000 Fund Balance	\$ 3,151,024.80	8. Fund Exp. Conting.	\$ 0.00	
ESTIMATED MISCELLANEOUS REVENUES:				
1000 General Sources of Revenue	\$ 291,000.00	9. Int. Federal Agency Commitments on Advance	\$ 0.00	
2000 Intergovernmental Sources of Revenue	\$ 0.00	10. Int. Intergovernmental and Int. Levelled Int. Capital	\$ 0.00	
3000 Auxiliary Revenue	\$ 0.00	11. Total Items a. Through f.	\$ 0.00	
4000 State Aid - General Operations	\$ 0.00	12. Balance of Assets Subject to Deposit	\$ 152,428.68	
5000 State Aid - Computer Capital	\$ 0.00	13. District Capital Reserve - Fund Assets Subtotal	\$ 1,331.14	
6000 State - Capital	\$ 0.00	14. Int. on Investment of Interest	\$ 0.00	
7000 State - Capital	\$ 0.00	15. Int. on Investment on Fund Commitments	\$ 0.00	
8000 Other State Sources of Revenue	\$ 141,000.00	16. Int. on Advances on General Bonds	\$ 144,000.00	
9000 State - Nutrition Programs	\$ 0.00	17. Total Items g. Through j.	\$ 145,331.14	
1000 State Vocational Programs	\$ 1,812,444.00	18. Balance of Assets (Over Annual Revenue) (Page 2)	\$ 6,191.33	
1100 Capital Outlay	\$ 0.00	ESTIMATED FUND BALANCE, JUNE 30, 2019		
4200 Developmental Projects	\$ 0.00	1. Interest Earnings on Bonds	\$ 11,600.00	
4300 Technical & Vocational	\$ 0.00	2. Advances on Unmatured Bonds	\$ 152,428.68	
4400 Maturity	\$ 0.00	3. Annual Deposit on Unmatured Judgments	\$ 0.00	
4500 Depreciation	\$ 355,000.00	4. Annual Deposit on Unmatured Judgments	\$ 0.00	
4600 Other Federal Sources of Revenue	\$ 5,000.00	5. Unpaid on Unmatured Judgments	\$ 0.00	
4700 Child Nutrition Programs	\$ 27,000.00	6. Credit to School Bond Res.	\$ 0.00	
4800 Long Term Vocational Education	\$ 0.00	7. Credit to School Bond Res.	\$ 0.00	
4900 State	\$ 0.00	8. Annual General Substitution Exp.	\$ 0.00	
4950 Carl D. Perkins Vocational & Technical	\$ 254,400.00			
4999 Industry Training	\$ 0.00			
4999 Other Training	\$ 0.00			
4999 Job Training Partnership Act	\$ 0.00			
4999 Other Federal Vocational Aid	\$ 0.00			
4999 State	\$ 25,000.00	9. State Banking Fund Requirements	\$ 181,800.00	
4999 Capital Outlay	\$ 0.00	10. Deduct:		
		1. Balance of Assets, over Substitutions (Total a. through f.)	\$ 6,191.33	
		2. Surplus Building Fund and Cash	\$ 0.00	
5000 Non Revenue Receipts	\$ 0.00	3. Contributions from Other Districts	\$ 0.00	
Total Estimated Revenue	\$ 11,111,024.20	Balance in Advance	\$ 156,400.00	

K.A. #1 From MS2106 Entry: Eastern Oklahoma County Technology Center AVIS #21, Oklahoma 22-Aug-2018

See Accountant's Compilation Report

AFFIDAVIT OF PUBLICATION

Publication Sheet - Board of Education Financial Statement of The Various Funds for the Fiscal Year Ending June 30, 2018, And Statement of Funds for Fiscal Year Ending June 30, 2019, of Eastern Oklahoma County Technology Center School District No. AVIS #23, Oklahoma County, Oklahoma		Page 3
** If line 12 is less than line 10 what amount "X" should be following such as how from line 4, "Total Equal Assets",		BALANCE
13d. j. Unrestricted Capital Out Before 4-1-2019	\$	0.00
13d. k. Unrestricted Funds For Use	\$	0.00
13d. l. Unrestricted Reserves for Limited Use Line 1	\$	0.00
13d. m. Other Unrestricted Assets and Liabilities	\$	0.00
13d. n. Total Cash Requirements For Current Fiscal Year in Excess of Cash on Hand (From Line 13a Above)	\$	0.00
13d. o. Remaining Deficit or Surplus (AA Line 1)	\$	0.00

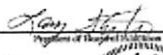
DEBITED FUNDS		CREDITED FUNDS	
Current Expense	\$ 4,291,181.25	Current Expense	\$ 5 0.00
Expense for Int. on Warrants & Revolutions	\$ 0.00	Expense for Int. on Warrants & Revolutions	\$ 5 0.00
Total Reported	\$ 4,291,181.25	Total Reported	\$ 5 0.00
FINANCIAL		FINANCIAL	
Cash Fund Balance	\$ 2,084,370.22	Cash Fund Balance	\$ 5 0.00
Unrestricted Miscellaneous Revenue	\$ 0.00	Unrestricted Miscellaneous Revenue	\$ 5 0.00
Total Debit Items	\$ 2,084,370.22	Total Debit Items	\$ 5 0.00
Balance in Favor from Ad Valorem Tax	\$ 2,084,370.22	Balance	\$ 5 0.00

CHILD NUTRITION PROGRAMS FUNDS	
Current Expense	\$ 5 0.00
Expense for Int. on Warrants & Revolutions	\$ 5 0.00
Total Reported	\$ 5 0.00
FINANCIAL	
Cash Fund Balance	\$ 5 0.00
Unrestricted Miscellaneous Revenue	\$ 5 0.00
Total Debit Items	\$ 5 0.00
Balance	\$ 5 0.00


CERTIFICATE - GOVERNING BOARD

STATE OF OKLAHOMA, COUNTY OF OKLAHOMA, ss:

We, the undersigned duly elected, qualified and acting officers of the Board of Education of Eastern Oklahoma County Technology Center, School District of said County and State, do hereby certify that at a meeting of the Governing Body of the said District begun at the time provided by law for the transaction of the said business and pursuant to the provisions of 68 O.S. 2001 Section 2001, the foregoing statement was prepared and is a true and correct condition of the financial affairs of said District as reflected by the records of the District Clerk and Treasurer. We further certify that the foregoing statement for current expenses for the fiscal year beginning July 1, 2018, and ending June 30, 2019, as shown are reasonably necessary for the proper conduct of the affairs of the said District, that the total amount to be derived from sources other than ad valorem taxation does not exceed the legally authorized rate of the revenue derived from the same sources during the preceding year.


 Notary Public

Subscribed and sworn to before me this 5th day of September, 2018.


 DAVID A. CRUMP
 NOTARY PUBLIC
 #02011027
 EXP. 06/30/19
 STATE OF OKLAHOMA

Required to be published if a legally-qualified newspaper is printed in the district. If no legally-qualified newspaper is published in the district, then publish in a legally-qualified newspaper of general circulation in the district.

S.A. & T. Form 206-1866 (rev. 07-10) Eastern Oklahoma County Technology Center AVIS #23, Oklahoma 23-Aug-2018

See Accountant's Compilation Report

(9-6-18)

**Putnam & Company, PLLC
Certified Public Accountants
169 E. 32nd Street
Edmond, Oklahoma 73013**

Independent Accountant's Compilation Letter

Board of Education
Eastern Oklahoma County Technology Center

Management is responsible for the accompanying financial statements of Eastern Oklahoma Technology Center, as of and for the year ended June 30, 2018, the Estimate of Needs (SA&I Form 2661R06) for the fiscal year ended June 30, 2019, and the related Publication Sheet (SA&I Form 2662R06, Exhibit Z) included in the accompanying prescribed form. We have performed a compilation engagement in accordance with Statements of Standards for Accounting and Review Services promulgated by the Accounting and Review Services Committee of the American Institute of Certified Public Accountants. We did not audit or review the financial statements included in the accompanying prescribed form nor were we required to perform any procedures to verify the accuracy or completeness of the information provided by management. Accordingly, we do not express an opinion, a conclusion, nor provide any form of assurance on these prescribed financial statements.

These financial statements and information included in the accompanying prescribed form are presented in accordance with the requirements prescribed by the Office of the Oklahoma State Auditor and Inspector per 68 O.S. 3003.B and as further defined by rules promulgated by the Oklahoma State Department of Education per 70 O.S. 5-134.I.D., and are not intended to be a complete presentation of the School's assets and liabilities.

This report is intended solely for the information and use of the Oklahoma State Department of Education, the Oklahoma Department of Career and Technology Education, the School District, the County Excise Board, and for filing with the State Auditor and Inspector and is not intended to be and should not be used by anyone other than these specified parties.

Putnam & Company

Putnam & Company, PLLC
Certified Public Accountants

GENERAL FUND ACCOUNTS COVERING THE PERIOD JULY 1, 2017 TO JUNE 30, 2018
ESTIMATE OF NEEDS FOR 2018-2019

EXHIBIT "A"

Page 6

Schedule 1, Current Balance Sheet - June 30, 2018		Amount
ASSETS:		
Cash Balance June 30, 2018		\$ 2,163,851.15
Investments		\$ 0.00
TOTAL ASSETS		\$ 2,163,851.15
LIABILITIES AND RESERVES:		
Warrants Outstanding		\$ 129,970.02
Reserve for Interest on Warrants		\$ 0.00
Reserves From Schedule 8		\$ 2,500.00
TOTAL LIABILITIES AND RESERVES		\$ 132,470.02
CASH FUND BALANCE JUNE 30, 2018		\$ 2,031,381.13
TOTAL LIABILITIES, RESERVES AND CASH FUND BALANCE		\$ 2,163,851.15

Schedule 2, Revenue and Requirements - 2017-2018		
	Detail	Total
REVENUE:		
Cash Balance June 30, 2017	\$ 2,267,698.36	
Cash Fund Balance Transferred From Prior Years	\$ 127,842.61	
Current Ad Valorem Tax Apportioned	\$ 3,887,665.26	
Miscellaneous Revenue Apportioned	\$ 2,923,084.52	
TOTAL REVENUE		\$ 9,206,290.75
REQUIREMENTS:		
Claims Paid by Warrants Issued & Transfer Fees Apportioned	\$ 7,172,409.62	
Reserves From Schedule 8	\$ 2,500.00	
Interest Paid on Warrants	\$ 0.00	
Bank Fees and Cash Charges	\$ 0.00	
Reserve for Interest on Warrants	\$ 0.00	
TOTAL REQUIREMENTS		\$ 7,174,909.62
ADD: Cash Fund Balance as Per Balance Sheet 6-30-2018		\$ 2,031,381.13
TOTAL REQUIREMENTS AND CASH FUND BALANCE		\$ 9,206,290.75

Schedule 3, Cash Fund Balance Analysis - June 30, 2018		Amount
ADDITIONS:		
Miscellaneous Revenue Collected in Excess of Estimates-Net		\$ (144,862.48)
Warrants Estopped, Cancelled or Converted		\$ 357.88
Fiscal Year 2017-18 Lapsed Appropriations		\$ 1,674,935.56
Fiscal Year 2016-17 Lapsed Appropriations		\$ 4,271.66
Ad Valorem Tax Collections in Excess of Estimates		\$ 373,465.44
Prior Year Ad Valorem Tax		\$ 123,213.07
TOTAL ADDITIONS		\$ 2,031,381.13
DEDUCTIONS:		
Supplemental Appropriations		\$ 0.00
Current Tax in Process of Collection		\$ 0.00
TOTAL DEDUCTIONS		\$ 0.00
Cash Fund Balance as per Balance Sheet 6-30-2018		\$ 2,031,381.13
Composition of Cash Fund Balance		
Cash		\$ 2,031,381.13
Cash Fund Balance as per Balance Sheet 6-30-2018		\$ 2,031,381.13

GENERAL FUND ACCOUNTS COVERING THE PERIOD JULY 1, 2017 TO JUNE 30, 2018
ESTIMATE OF NEEDS FOR 2018-2019

EXHIBIT "A"

Page 7

Schedule 4, Miscellaneous Revenue		
SOURCE	2017-18 ACCOUNT	
	AMOUNT ESTIMATED	ACTUALLY COLLECTED
1000 DISTRICT SOURCES OF REVENUE:		
1200 Tuition & Fees	\$ 343,000.00	\$ 315,901.11
1300 Earnings on Investments and Bond Sales	\$ 2,000.00	\$ 19,670.27
1400 Rental, Disposals and Commissions	\$ 404,000.00	\$ 361,017.28
1500 Reimbursements	\$ 75,000.00	\$ 84,101.04
1600 Other Local Sources of Revenue	\$ 0.00	\$ 10,640.00
1700 Child Nutrition Programs	\$ 0.00	\$ 0.00
1800 Athletics	\$ 0.00	\$ 130,463.88
TOTAL	\$ 824,000.00	\$ 921,793.58
2000 INTERMEDIATE SOURCES OF REVENUE:		
TOTAL	\$ 0.00	\$ 1,250.25
3000 STATE SOURCES OF REVENUE:		
3100 Total Dedicated Revenue	\$ 0.00	\$ 0.00
3200 Total State Aid - General Operations - Non Categorical	\$ 0.00	\$ 0.00
3300 State Aid - Competitive Grants - Categorical	\$ 0.00	\$ 0.00
3400 State - Categorical	\$ 0.00	\$ 0.00
3500 Special Programs	\$ 0.00	\$ 0.00
3600 Other State Sources of Revenue	\$ 183,000.00	\$ 135,526.16
3700 Child Nutrition Programs	\$ 0.00	\$ 0.00
3810 Series	\$ 1,381,290.00	\$ 1,372,697.00
3830 Industry Training	\$ 35,124.00	\$ 70,938.77
3840 Adult Training	\$ 131,616.00	\$ 37,446.25
3860 Other State Vocational Aid	\$ 35,000.00	\$ 35,650.19
3870 Series	\$ 99,417.00	\$ 0.00
3890 Capital Outlay	\$ 0.00	\$ 5,696.83
3800 Total State Vocational Programs - Multi Source	\$ 1,682,447.00	\$ 1,522,429.04
TOTAL	\$ 1,865,447.00	\$ 1,657,955.20
4000 Federal Sources of Revenue		
4100 Grants-In-Aid Direct From The Federal Government	\$ 0.00	\$ 0.00
4200 Disadvantaged Students	\$ 0.00	\$ 0.00
4300 Individuals With Disabilities	\$ 0.00	\$ 0.00
4400 No Child Left Behind	\$ 0.00	\$ 0.00
4500 Grants-In-Aid Passed Through Other State/Intermediate Sources	\$ 150,000.00	\$ 165,571.24
4600 Other Federal Sources Passed Through State Dept Of Education	\$ 0.00	\$ 11,371.85
4700 Child Nutrition Programs	\$ 27,000.00	\$ 33,169.42
4810 Series	\$ 0.00	\$ 0.00
4820 Carl D. Perkins Vocational & Applied Technology Ed. Act.	\$ 126,500.00	\$ 28,567.26
4830 Industry Training	\$ 0.00	\$ 0.00
4840 Adult Training	\$ 0.00	\$ 0.00
4850 Job Training Partnership Act	\$ 0.00	\$ 0.00
4860 Other Federal Vocational Aid	\$ 0.00	\$ 0.00
4870 Series	\$ 75,000.00	\$ 103,405.72
4890 Capital Outlay	\$ 0.00	\$ 0.00
4800 Total Federal Vocational Education	\$ 201,500.00	\$ 131,972.98
TOTAL	\$ 378,500.00	\$ 342,085.49
5000 NON-REVENUE RECEIPTS:		
5100 Return of Assets	\$ 0.00	\$ 0.00
GRAND TOTAL	\$ 3,067,947.00	\$ 2,923,084.52

S.A. & I. Form 2661R06 Entity: Eastern Oklahoma County Technology Center AVTS #23, Oklahoma

23-Aug-2018

GENERAL FUND ACCOUNTS COVERING THE PERIOD JULY 1, 2017 TO JUNE 30, 2018
ESTIMATE OF NEEDS FOR 2018-2019

EXHIBIT "A"

Page 8

2017-18 ACCOUNT OVER (UNDER)	BASIS AND LIMIT OF ENSUING ESTIMATE	2018-19 ACCOUNT		
		CHARGEABLE INCOME	ESTIMATED BY GOVERNING BOARD	APPROVED BY EXCISE BOARD
\$ (27,098.89)	85.15%	\$ 0.00	269,000.00	269,000.00
\$ 17,670.27	25.42%	\$ 0.00	5,000.00	5,000.00
\$ (42,982.72)	111.35%	\$ 0.00	402,000.00	402,000.00
\$ 9,101.04	17.84%	\$ 0.00	15,000.00	15,000.00
\$ 10,640.00	563.91%	\$ 0.00	60,000.00	60,000.00
\$ 0.00	0.00%	\$ 0.00	0.00	0.00
\$ 130,463.88	0.00%	\$ 0.00	0.00	0.00
\$ 97,793.58		\$ 0.00	751,000.00	751,000.00
\$ 1,250.25		\$ 0.00	0.00	0.00
\$ 0.00	0.00%	\$ 0.00	0.00	0.00
\$ 0.00	0.00%	\$ 0.00	0.00	0.00
\$ 0.00	0.00%	\$ 0.00	0.00	0.00
\$ 0.00	0.00%	\$ 0.00	0.00	0.00
\$ 0.00	0.00%	\$ 0.00	0.00	0.00
\$ (47,473.84)	105.51%	\$ 0.00	143,000.00	143,000.00
\$ 0.00	0.00%	\$ 0.00	0.00	0.00
\$ (8,593.00)	116.98%	\$ 0.00	1,605,759.00	1,605,759.00
\$ 35,814.77	152.71%	\$ 0.00	108,333.00	108,333.00
\$ (94,169.75)	215.09%	\$ 0.00	80,542.00	80,542.00
\$ 650.19	84.15%	\$ 0.00	30,000.00	30,000.00
\$ (99,417.00)	0.00%	\$ 0.00	0.00	0.00
\$ 5,696.83	315.97%	\$ 0.00	18,000.00	18,000.00
\$ (160,017.96)	121.03%	\$ 0.00	1,842,634.00	1,842,634.00
\$ (207,491.80)		\$ 0.00	1,985,634.00	1,985,634.00
\$ 0.00	0.00%	\$ 0.00	0.00	0.00
\$ 0.00	0.00%	\$ 0.00	0.00	0.00
\$ 0.00	0.00%	\$ 0.00	0.00	0.00
\$ 0.00	0.00%	\$ 0.00	0.00	0.00
\$ 15,571.24	96.64%	\$ 0.00	160,000.00	160,000.00
\$ 11,371.85	43.97%	\$ 0.00	5,000.00	5,000.00
\$ 6,169.42	81.40%	\$ 0.00	27,000.00	27,000.00
\$ 0.00	0.00%	\$ 0.00	0.00	0.00
\$ (97,932.74)	558.12%	\$ 0.00	159,440.00	159,440.00
\$ 0.00	0.00%	\$ 0.00	0.00	0.00
\$ 0.00	0.00%	\$ 0.00	0.00	0.00
\$ 0.00	0.00%	\$ 0.00	0.00	0.00
\$ 0.00	0.00%	\$ 0.00	0.00	0.00
\$ 28,405.72	82.20%	\$ 0.00	85,000.00	85,000.00
\$ 0.00	0.00%	\$ 0.00	0.00	0.00
\$ (69,527.02)	185.22%	\$ 0.00	244,440.00	244,440.00
\$ (36,414.51)		\$ 0.00	436,440.00	436,440.00
\$ 0.00	0.00%	\$ 0.00	0.00	0.00
\$ (144,862.48)		\$ 0.00	3,173,074.00	3,173,074.00

GENERAL FUND ACCOUNTS COVERING THE PERIOD JULY 1, 2017 TO JUNE 30, 2018
ESTIMATE OF NEEDS FOR 2018-2019

EXHIBIT "A"

Page 9

Schedule 5, Expenditures General Fund Cash Accounts of Current and all Prior Years	
CURRENT AND ALL PRIOR YEARS	2017-18
Cash Balance Reported to Excise Board 6-30-2017	\$ 0.00
Cash Fund Balance Transferred Out	
Cash Fund Balance Transferred In	\$ 2,267,698.36
Adjusted Cash Balance	\$ 2,267,698.36
Ad Valorem Tax Apportioned To Year In Caption	\$ 3,887,665.26
Miscellaneous Revenue (Schedule 4)	\$ 2,923,084.52
Cash Fund Balance Forward From Preceding Year	\$ 127,842.61
Prior Expenditures Recovered	\$ 0.00
TOTAL RECEIPTS	\$ 6,938,592.39
TOTAL RECEIPTS AND BALANCE	\$ 9,206,290.75
Warrants Paid of Year in Caption	\$ 7,042,439.60
Interest Paid Thereon	\$ 0.00
Bank Fees and Cash Charges	\$ 0.00
TOTAL DISBURSEMENTS	\$ 7,042,439.60
CASH BALANCE JUNE 30, 2018	\$ 2,163,851.15
Reserve for Warrants Outstanding	\$ 129,970.02
Reserve for Interest on Warrants	\$ 0.00
Reserves From Schedule 8	\$ 2,500.00
TOTAL LIABILITIES AND RESERVE	\$ 132,470.02
DEFICIT:	\$ 0.00
CASH FUND BALANCE FORWARD TO SUCCEEDING YEAR	\$ 2,031,381.13

Schedule 6, General Fund Warrant Account of Current and All Prior Years	
CURRENT AND ALL PRIOR YEARS	2017-18
Warrants Outstanding 6-30 of Year in Caption	
Warrants Registered During Year	\$ 7,172,409.62
TOTAL	\$ 7,172,409.62
Warrants Paid During Year	\$ 7,042,439.60
Warrants Converted to Bonds or Judgments	\$ 0.00
Warrants Cancelled	\$ 0.00
Warrants estopped by Statute	\$ 0.00
TOTAL WARRANTS RETIRED	\$ 7,042,439.60
BALANCE WARRANTS OUTSTANDING JUNE 30, 2018	\$ 129,970.02

Schedule 7, 2017 Ad Valorem Tax Account			
2017 Net Valuation Certified To County Excise Board	\$ 371,115,739.00	10.420 Mills	Amount
Total Proceeds of Levy as Certified			\$ 3,865,619.80
Additions:			\$ 0.00
Deductions:			\$ 0.00
Gross Balance Tax			\$ 3,865,619.80
Less Reserve for Delinquent Tax			\$ 351,419.98
Reserve for Protests Pending			\$ 0.00
Balance Available Tax			\$ 3,514,199.82
Deduct 2017 Tax Apportioned			\$ 3,887,665.26
Net Balance 2017 Tax in Process of Collection			\$ 0.00
Excess Collections			\$ 373,465.44

GENERAL FUND ACCOUNTS COVERING THE PERIOD JULY 1, 2017 TO JUNE 30, 2018
ESTIMATE OF NEEDS FOR 2018-2019

EXHIBIT "A"

Page 10

Schedule 5, (Continued)						
2016-17	2015-16	2014-15	2013-14	2012-13	2011-12	TOTAL
\$ 2,423,126.14	\$ 0.00	\$ 0.00	\$ 0.00	\$ 0.00	\$ 0.00	\$ 2,423,126.14
\$ 2,267,698.36	\$ 0.00	\$ 0.00	\$ 0.00	\$ 0.00	\$ 0.00	\$ 2,267,698.36
\$ 0.00	\$ 0.00	\$ 0.00	\$ 0.00	\$ 0.00	\$ 0.00	\$ 2,267,698.36
\$ 155,427.78	\$ 0.00	\$ 0.00	\$ 0.00	\$ 0.00	\$ 0.00	\$ 2,423,126.14
\$ 123,213.07	\$ 0.00	\$ 0.00	\$ 0.00	\$ 0.00	\$ 0.00	\$ 4,010,878.33
\$ 0.00	\$ 0.00	\$ 0.00	\$ 0.00	\$ 0.00	\$ 0.00	\$ 2,923,084.52
\$ 0.00	\$ 0.00	\$ 0.00	\$ 0.00	\$ 0.00	\$ 0.00	\$ 127,842.61
\$ 0.00	\$ 0.00	\$ 0.00	\$ 0.00	\$ 0.00	\$ 0.00	\$ 0.00
\$ 123,213.07	\$ 0.00	\$ 0.00	\$ 0.00	\$ 0.00	\$ 0.00	\$ 7,061,805.46
\$ 278,640.85	\$ 0.00	\$ 0.00	\$ 0.00	\$ 0.00	\$ 0.00	\$ 9,484,931.60
\$ 150,798.24	\$ 0.00	\$ 0.00	\$ 0.00	\$ 0.00	\$ 0.00	\$ 7,193,237.84
\$ 0.00	\$ 0.00	\$ 0.00	\$ 0.00	\$ 0.00	\$ 0.00	\$ 0.00
\$ 0.00	\$ 0.00	\$ 0.00	\$ 0.00	\$ 0.00	\$ 0.00	\$ 0.00
\$ 150,798.24	\$ 0.00	\$ 0.00	\$ 0.00	\$ 0.00	\$ 0.00	\$ 7,193,237.84
\$ 127,842.61	\$ 0.00	\$ 0.00	\$ 0.00	\$ 0.00	\$ 0.00	\$ 2,291,693.76
\$ 0.00	\$ 0.00	\$ 0.00	\$ 0.00	\$ 0.00	\$ 0.00	\$ 129,970.02
\$ 0.00	\$ 0.00	\$ 0.00	\$ 0.00	\$ 0.00	\$ 0.00	\$ 0.00
\$ 0.00	\$ 0.00	\$ 0.00	\$ 0.00	\$ 0.00	\$ 0.00	\$ 2,500.00
\$ 0.00	\$ 0.00	\$ 0.00	\$ 0.00	\$ 0.00	\$ 0.00	\$ 132,470.02
\$ 0.00	\$ 0.00	\$ 0.00	\$ 0.00	\$ 0.00	\$ 0.00	\$ 0.00
\$ 127,842.61	\$ 0.00	\$ 0.00	\$ 0.00	\$ 0.00	\$ 0.00	\$ 2,159,223.74

Schedule 6, (Continued)						
2016-17	2015-16	2014-15	2013-14	2012-13	2011-12	TOTAL
\$ 135,796.20	\$ 0.00	\$ 0.00	\$ 0.00	\$ 0.00	\$ 0.00	\$ 135,796.20
\$ 15,359.92	\$ 0.00	\$ 0.00	\$ 0.00	\$ 0.00	\$ 0.00	\$ 7,187,769.54
\$ 151,156.12	\$ 0.00	\$ 0.00	\$ 0.00	\$ 0.00	\$ 0.00	\$ 7,323,565.74
\$ 150,798.24	\$ 0.00	\$ 0.00	\$ 0.00	\$ 0.00	\$ 0.00	\$ 7,193,237.84
\$ 0.00	\$ 0.00	\$ 0.00	\$ 0.00	\$ 0.00	\$ 0.00	\$ 0.00
\$ 0.00	\$ 0.00	\$ 0.00	\$ 0.00	\$ 0.00	\$ 0.00	\$ 0.00
\$ 357.88	\$ 0.00	\$ 0.00	\$ 0.00	\$ 0.00	\$ 0.00	\$ 357.88
\$ 151,156.12	\$ 0.00	\$ 0.00	\$ 0.00	\$ 0.00	\$ 0.00	\$ 7,193,595.72
\$ 0.00	\$ 0.00	\$ 0.00	\$ 0.00	\$ 0.00	\$ 0.00	\$ 129,970.02

Schedule 9, General Fund Investments						
INVESTED IN	Investments On Hand June 30, 2017	Since Purchased	Liquidations		Barred by Court Order	Investments On Hand June 30, 2018
			By Collection Of Cost	Amortized Premium		
	\$ 0.00	\$ 0.00	\$ 0.00	\$ 0.00	\$ 0.00	\$ 0.00
						\$ 0.00
						\$ 0.00
						\$ 0.00
						\$ 0.00
						\$ 0.00
						\$ 0.00
						\$ 0.00
						\$ 0.00
						\$ 0.00
TOTAL INVEST.						\$ 0.00

GENERAL FUND ACCOUNTS COVERING THE PERIOD JULY 1, 2017 TO JUNE 30, 2018
ESTIMATE OF NEEDS FOR 2018-2019

EXHIBIT "A"

Schedule 8, Report of Prior Year Expenditures APPROPRIATED ACCOUNTS	FISCAL YEAR ENDING JUNE 30, 2017			APPROPRIATIONS ORIGINAL
	RESERVES 06-30-2017	WARRANTS SINCE ISSUED	BALANCE LAPSED APPROPRIATIONS	
1000 INSTRUCTION	\$ 19,631.58	\$ 15,359.92	\$ 4,271.66	\$ 3,946,305.44
2000 SUPPORT SERVICES:				
2100 Support Services - Students	\$ 0.00	\$ 0.00	\$ 0.00	\$ 423,959.89
2200 Support Services - Instructional Staff	\$ 0.00	\$ 0.00	\$ 0.00	\$ 63,837.21
2300 Support Services - General Administration	\$ 0.00	\$ 0.00	\$ 0.00	\$ 492,248.01
2400 Support Services - School Administration	\$ 0.00	\$ 0.00	\$ 0.00	\$ 821,697.42
2500 Support Services - Business	\$ 0.00	\$ 0.00	\$ 0.00	\$ 946,415.13
2600 Operations And Maintenance of Plant Services	\$ 0.00	\$ 0.00	\$ 0.00	\$ 971,821.97
2700 Student Transportation Services	\$ 0.00	\$ 0.00	\$ 0.00	\$ 182,801.35
2800 Support Services - Central	\$ 0.00	\$ 0.00	\$ 0.00	\$ 0.00
2900 Other Support Services	\$ 0.00	\$ 0.00	\$ 0.00	\$ 0.00
TOTAL	\$ 0.00	\$ 0.00	\$ 0.00	\$ 3,902,780.98
3000 OPERATION OF NON-INSTRUCTION SERVICES:				
3100 Child Nutrition Programs Operations	\$ 0.00	\$ 0.00	\$ 0.00	\$ 328,762.24
3200 Other Enterprise Service Operations	\$ 0.00	\$ 0.00	\$ 0.00	\$ 224,374.76
3300 Community Services Operations	\$ 0.00	\$ 0.00	\$ 0.00	\$ 0.00
TOTAL	\$ 0.00	\$ 0.00	\$ 0.00	\$ 553,137.00
4000 FACILITIES ACQUISITION & CONSTRUCTION SERVICES:				
4100 Supv. of Facilities Acquisition and Construction	\$ 0.00	\$ 0.00	\$ 0.00	\$ 0.00
4200 Site Acquisition Services	\$ 0.00	\$ 0.00	\$ 0.00	\$ 0.00
4300 Site Improvement Services	\$ 0.00	\$ 0.00	\$ 0.00	\$ 0.00
4400 Architecture and Engineering Services	\$ 0.00	\$ 0.00	\$ 0.00	\$ 0.00
4500 Educational Specifications Development Services	\$ 0.00	\$ 0.00	\$ 0.00	\$ 0.00
4600 Building Acquisition and Construction Services	\$ 0.00	\$ 0.00	\$ 0.00	\$ 0.00
4700 Building Improvement Services	\$ 0.00	\$ 0.00	\$ 0.00	\$ 44,000.00
4900 Other Facilities Acquisition and Const. Services	\$ 0.00	\$ 0.00	\$ 0.00	\$ 0.00
TOTAL	\$ 0.00	\$ 0.00	\$ 0.00	\$ 44,000.00
5000 OTHER OUTLAYS:				
5100 Debt Service	\$ 0.00	\$ 0.00	\$ 0.00	\$ 100.00
5200 Reimbursement (Child Nutrition Fund)	\$ 0.00	\$ 0.00	\$ 0.00	\$ 0.00
5300 Clearing Account	\$ 0.00	\$ 0.00	\$ 0.00	\$ 76,044.00
5400 Indirect Cost Entitlement	\$ 0.00	\$ 0.00	\$ 0.00	\$ 625.00
5500 Private Nonprofit Schools	\$ 0.00	\$ 0.00	\$ 0.00	\$ 0.00
5600 Correcting Entry	\$ 0.00	\$ 0.00	\$ 0.00	\$ 2,000.00
TOTAL	\$ 0.00	\$ 0.00	\$ 0.00	\$ 78,769.00
7000 OTHER USES	\$ 0.00	\$ 0.00	\$ 0.00	\$ 324,852.76
8000 REPAYMENTS	\$ 0.00	\$ 0.00	\$ 0.00	\$ 0.00
TOTAL GENERAL FUND	\$ 19,631.58	\$ 15,359.92	\$ 4,271.66	\$ 8,849,845.18
Bank Fees and Cash Charges	\$ 0.00	\$ 0.00	\$ 0.00	\$ 0.00
Provision for Interest on Warrants	\$ 0.00	\$ 0.00	\$ 0.00	\$ 0.00
GRAND TOTAL	\$ 19,631.58	\$ 15,359.92	\$ 4,271.66	\$ 8,849,845.18

ESTIMATE OF NEEDS FOR THE FISCAL YEAR 2018-2019

PURPOSE:

Current Expense

Interest

Pro rata share of County Assessor's Budget as determined by County Excise Board

GRAND TOTAL - Home School

GENERAL FUND ACCOUNTS COVERING THE PERIOD JULY 1, 2017 TO JUNE 30, 2018
ESTIMATE OF NEEDS FOR 2018-2019

EXHIBIT "A"

Page 12

FISCAL YEAR ENDING JUNE 30, 2018						FISCAL YEAR 2017-2018
APPROPRIATIONS			WARRANTS ISSUED	RESERVES	LAPSED BALANCE KNOWN TO BE UNENCUMBERED	EXPENDITURES FOR CURRENT EXPENSE PURPOSES
SUPPLEMENTAL ADJUSTMENTS		NET AMOUNT				
ADDED	CANCELLED					
\$ 0.00	\$ 0.00	\$ 3,946,305.44	\$ 3,710,481.42	\$ 2,500.00	\$ 233,324.02	\$ 3,712,981.42
\$ 0.00	\$ 0.00	\$ 423,959.89	\$ 394,659.07	\$ 0.00	\$ 29,300.82	\$ 394,659.07
\$ 0.00	\$ 0.00	\$ 63,837.21	\$ 32,420.73	\$ 0.00	\$ 31,416.48	\$ 32,420.73
\$ 0.00	\$ 0.00	\$ 492,248.01	\$ 364,714.05	\$ 0.00	\$ 127,533.96	\$ 364,714.05
\$ 0.00	\$ 0.00	\$ 821,697.42	\$ 780,507.84	\$ 0.00	\$ 41,189.58	\$ 780,507.84
\$ 0.00	\$ 0.00	\$ 946,415.13	\$ 817,202.12	\$ 0.00	\$ 129,213.01	\$ 817,202.12
\$ 0.00	\$ 0.00	\$ 971,821.97	\$ 201,044.55	\$ 0.00	\$ 770,777.42	\$ 201,044.55
\$ 0.00	\$ 0.00	\$ 182,801.35	\$ 157,351.44	\$ 0.00	\$ 25,449.91	\$ 157,351.44
\$ 0.00	\$ 0.00	\$ 0.00	\$ 0.00	\$ 0.00	\$ 0.00	\$ 0.00
\$ 0.00	\$ 0.00	\$ 0.00	\$ 0.00	\$ 0.00	\$ 0.00	\$ 0.00
\$ 0.00	\$ 0.00	\$ 3,902,780.98	\$ 2,747,899.80	\$ 0.00	\$ 1,154,881.18	\$ 2,747,899.80
\$ 0.00	\$ 0.00	\$ 328,762.24	\$ 207,282.37	\$ 0.00	\$ 121,479.87	\$ 207,282.37
\$ 0.00	\$ 0.00	\$ 224,374.76	\$ 180,316.32	\$ 0.00	\$ 44,058.44	\$ 180,316.32
\$ 0.00	\$ 0.00	\$ 0.00	\$ 0.00	\$ 0.00	\$ 0.00	\$ 0.00
\$ 0.00	\$ 0.00	\$ 553,137.00	\$ 387,598.69	\$ 0.00	\$ 165,538.31	\$ 387,598.69
\$ 0.00	\$ 0.00	\$ 0.00	\$ 0.00	\$ 0.00	\$ 0.00	\$ 0.00
\$ 0.00	\$ 0.00	\$ 0.00	\$ 0.00	\$ 0.00	\$ 0.00	\$ 0.00
\$ 0.00	\$ 0.00	\$ 0.00	\$ 0.00	\$ 0.00	\$ 0.00	\$ 0.00
\$ 0.00	\$ 0.00	\$ 0.00	\$ 0.00	\$ 0.00	\$ 0.00	\$ 0.00
\$ 0.00	\$ 0.00	\$ 0.00	\$ 0.00	\$ 0.00	\$ 0.00	\$ 0.00
\$ 0.00	\$ 0.00	\$ 44,000.00	\$ 0.00	\$ 0.00	\$ 44,000.00	\$ 0.00
\$ 0.00	\$ 0.00	\$ 0.00	\$ 0.00	\$ 0.00	\$ 0.00	\$ 0.00
\$ 0.00	\$ 0.00	\$ 44,000.00	\$ 0.00	\$ 0.00	\$ 44,000.00	\$ 0.00
\$ 0.00	\$ 0.00	\$ 100.00	\$ 0.00	\$ 0.00	\$ 100.00	\$ 0.00
\$ 0.00	\$ 0.00	\$ 0.00	\$ 0.00	\$ 0.00	\$ 0.00	\$ 0.00
\$ 0.00	\$ 0.00	\$ 76,044.00	\$ 36,953.43	\$ 0.00	\$ 39,090.57	\$ 36,953.43
\$ 0.00	\$ 0.00	\$ 625.00	\$ (107.79)	\$ 0.00	\$ 732.79	\$ (107.79)
\$ 0.00	\$ 0.00	\$ 0.00	\$ 0.00	\$ 0.00	\$ 0.00	\$ 0.00
\$ 0.00	\$ 0.00	\$ 2,000.00	\$ 400.00	\$ 0.00	\$ 1,600.00	\$ 400.00
\$ 0.00	\$ 0.00	\$ 78,769.00	\$ 37,245.64	\$ 0.00	\$ 41,523.36	\$ 37,245.64
\$ 0.00	\$ 0.00	\$ 324,852.76	\$ 289,184.07	\$ 0.00	\$ 35,668.69	\$ 289,184.07
\$ 0.00	\$ 0.00	\$ 0.00	\$ 0.00	\$ 0.00	\$ 0.00	\$ 0.00
\$ 0.00	\$ 0.00	\$ 8,849,845.18	\$ 7,172,409.62	\$ 2,500.00	\$ 1,674,935.56	\$ 7,174,909.62
\$ 0.00	\$ 0.00	\$ 0.00	\$ 0.00	\$ 0.00	\$ 0.00	\$ 0.00
\$ 0.00	\$ 0.00	\$ 0.00	\$ 0.00	\$ 0.00	\$ 0.00	\$ 0.00
\$ 0.00	\$ 0.00	\$ 8,849,845.18	\$ 7,172,409.62	\$ 2,500.00	\$ 1,674,935.56	\$ 7,174,909.62

	Estimate of Needs by Governing Board	Approved by County Excise Board
	\$ 8,823,193.62	\$ 8,823,193.62
	\$ 0.00	\$ 0.00
	\$ 0.00	\$ 0.00
	\$ 8,823,193.62	\$ 8,823,193.62

BUILDING FUND ACCOUNTS COVERING THE PERIOD JULY 1, 2017 TO JUNE 30, 2018
ESTIMATE OF NEEDS FOR 2018-2019

EXHIBIT "B"

Page 13

Schedule 1, Current Balance Sheet - June 30, 2018		Amount
ASSETS:		
Cash Balance June 30, 2018		\$ 2,576,686.18
Investments		\$ 0.00
TOTAL ASSETS		\$ 2,576,686.18
LIABILITIES AND RESERVES:		
Warrants Outstanding		\$ 92,315.96
Reserve for Interest on Warrants		\$ 0.00
Reserves From Schedule 8		\$ 0.00
TOTAL LIABILITIES AND RESERVES		\$ 92,315.96
CASH FUND BALANCE JUNE 30, 2018		\$ 2,484,370.22
TOTAL LIABILITIES, RESERVES AND CASH FUND BALANCE		\$ 2,576,686.18

Schedule 2, Revenue and Requirements - 2017-2018		
	Detail	Total
REVENUE:		
Cash Balance June 30, 2017	\$ 2,138,014.38	
Cash Fund Balance Transferred From Prior Years	\$ 62,887.48	
Current Ad Valorem Tax Apportioned	\$ 1,854,886.51	
Miscellaneous Revenue Apportioned	\$ 18,805.32	
TOTAL REVENUE		\$ 4,074,593.69
REQUIREMENTS:		
Claims Paid by Warrants Issued & Transfer Fees Apportioned	\$ 1,590,223.47	
Reserves From Schedule 8	\$ 0.00	
Interest Paid on Warrants	\$ 0.00	
Bank Fees and Cash Charges	\$ 0.00	
Reserve for Interest on Warrants	\$ 0.00	
TOTAL REQUIREMENTS		\$ 1,590,223.47
ADD: Cash Fund Balance as Per Balance Sheet 6-30-2018		\$ 2,484,370.22
TOTAL REQUIREMENTS AND CASH FUND BALANCE		\$ 4,074,593.69

Schedule 3, Cash Fund Balance Analysis - June 30, 2018		Amount
ADDITIONS:		
Miscellaneous Revenue Collected in Excess of Estimates-Net		\$ 18,805.32
Warrants Estopped, Cancelled or Converted		\$ 0.00
Fiscal Year 2017-18 Lapsed Appropriations		\$ 2,304,930.89
Fiscal Year 2016-17 Lapsed Appropriations		\$ 2,796.65
Ad Valorem Tax Collections in Excess of Estimates		\$ 97,746.53
Prior Year Ad Valorem Tax		\$ 60,090.83
TOTAL ADDITIONS		\$ 2,484,370.22
DEDUCTIONS:		
Supplemental Appropriations		\$ 0.00
Current Tax in Process of Collection		\$ 0.00
TOTAL DEDUCTIONS		\$ 0.00
Cash Fund Balance as per Balance Sheet 6-30-2018		\$ 2,484,370.22
Composition of Cash Fund Balance		
Cash		\$ 2,484,370.22
Cash Fund Balance as per Balance Sheet 6-30-2018		\$ 2,484,370.22

BUILDING FUND ACCOUNTS COVERING THE PERIOD JULY 1, 2017 TO JUNE 30, 2018
ESTIMATE OF NEEDS FOR 2018-2019

EXHIBIT "B"

Page 14

Schedule 4, Miscellaneous Revenue		
SOURCE	2017-18 ACCOUNT	
	AMOUNT ESTIMATED	ACTUALLY COLLECTED
1000 DISTRICT SOURCES OF REVENUE:		
1200 Tuition & Fees	\$ 0.00	\$ 0.00
1300 Earnings on Investments and Bond Sales	\$ 0.00	\$ 18,805.32
1400 Rental, Disposals and Commissions	\$ 0.00	\$ 0.00
1500 Reimbursements	\$ 0.00	\$ 0.00
1600 Other Local Sources of Revenue	\$ 0.00	\$ 0.00
1700 Child Nutrition Programs	\$ 0.00	\$ 0.00
1800 Athletics	\$ 0.00	\$ 0.00
TOTAL	\$ 0.00	\$ 18,805.32
2000 INTERMEDIATE SOURCES OF REVENUE:		
TOTAL	\$ 0.00	\$ 0.00
3000 STATE SOURCES OF REVENUE:		
3100 Total Dedicated Revenue	\$ 0.00	\$ 0.00
3200 Total State Aid - General Operations - Non Categorical	\$ 0.00	\$ 0.00
3300 State Aid - Competitive Grants - Categorical	\$ 0.00	\$ 0.00
3400 State - Categorical	\$ 0.00	\$ 0.00
3500 Special Programs	\$ 0.00	\$ 0.00
3600 Other State Sources of Revenue	\$ 0.00	\$ 0.00
3700 Child Nutrition Programs	\$ 0.00	\$ 0.00
3810 Series	\$ 0.00	\$ 0.00
3830 Industry Training	\$ 0.00	\$ 0.00
3840 Adult Training	\$ 0.00	\$ 0.00
3860 Other State Vocational Aid	\$ 0.00	\$ 0.00
3870 Series	\$ 0.00	\$ 0.00
3890 Capital Outlay	\$ 0.00	\$ 0.00
3800 Total State Vocational Programs - Multi Source	\$ 0.00	\$ 0.00
TOTAL	\$ 0.00	\$ 0.00
4000 Federal Sources of Revenue		
4100 Grants-In-Aid Direct From The Federal Government	\$ 0.00	\$ 0.00
4200 Disadvantaged Students	\$ 0.00	\$ 0.00
4300 Individuals With Disabilities	\$ 0.00	\$ 0.00
4400 No Child Left Behind	\$ 0.00	\$ 0.00
4500 Grants-In-Aid Passed Through Other State/Intermediate Sources	\$ 0.00	\$ 0.00
4600 Other Federal Sources Passed Through State Dept Of Education	\$ 0.00	\$ 0.00
4700 Child Nutrition Programs	\$ 0.00	\$ 0.00
4810 Series	\$ 0.00	\$ 0.00
4820 Carl D. Perkins Vocational & Applied Technology Ed. Act.	\$ 0.00	\$ 0.00
4830 Industry Training	\$ 0.00	\$ 0.00
4840 Adult Training	\$ 0.00	\$ 0.00
4850 Job Training Partnership Act	\$ 0.00	\$ 0.00
4860 Other Federal Vocational Aid	\$ 0.00	\$ 0.00
4870 Series	\$ 0.00	\$ 0.00
4890 Capital Outlay	\$ 0.00	\$ 0.00
4800 Total Federal Vocational Education	\$ 0.00	\$ 0.00
TOTAL	\$ 0.00	\$ 0.00
5000 NON-REVENUE RECEIPTS:		
5100 Return of Assets	\$ 0.00	\$ 0.00
GRAND TOTAL	\$ 0.00	\$ 18,805.32

S.A. & I. Form 2661R06 Entity: Eastern Oklahoma County Technology Center AVTS #23, Oklahoma

23-Aug-2018

BUILDING FUND ACCOUNTS COVERING THE PERIOD JULY 1, 2017 TO JUNE 30, 2018
ESTIMATE OF NEEDS FOR 2018-2019

EXHIBIT "B"

Page 16

Schedule 5, Expenditures Building Fund Cash Accounts of Current and all Prior Years	
CURRENT AND ALL PRIOR YEARS	2017-18
Cash Balance Reported to Excise Board 6-30-2017	\$ 0.00
Cash Fund Balance Transferred Out	
Cash Fund Balance Transferred In	\$ 2,138,014.38
Adjusted Cash Balance	\$ 2,138,014.38
Ad Valorem Tax Apportioned To Year In Caption	\$ 1,854,886.51
Miscellaneous Revenue (Schedule 4)	\$ 18,805.32
Cash Fund Balance Forward From Preceding Year	\$ 62,887.48
Prior Expenditures Recovered	\$ 0.00
TOTAL RECEIPTS	\$ 1,936,579.31
TOTAL RECEIPTS AND BALANCE	\$ 4,074,593.69
Warrants Paid of Year in Caption	\$ 1,497,907.51
Interest Paid Thereon	\$ 0.00
Bank Fees and Cash Charges	\$ 0.00
TOTAL DISBURSEMENTS	\$ 1,497,907.51
CASH BALANCE JUNE 30, 2018	\$ 2,576,686.18
Reserve for Warrants Outstanding	\$ 92,315.96
Reserve for Interest on Warrants	\$ 0.00
Reserves From Schedule 8	\$ 0.00
TOTAL LIABILITIES AND RESERVE	\$ 92,315.96
DEFICIT: (Red Figure)	\$ 0.00
CASH FUND BALANCE FORWARD TO SUCCEEDING YEAR	\$ 2,484,370.22

Schedule 6, Building Fund Warrant Account of Current and All Prior Years	
CURRENT AND ALL PRIOR YEARS	2017-18
Warrants Outstanding 6-30 of Year in Caption	
Warrants Registered During Year	\$ 1,590,223.47
TOTAL	\$ 1,590,223.47
Warrants Paid During Year	\$ 1,497,907.51
Warrants Converted to Bonds or Judgments	\$ 0.00
Warrants Cancelled	\$ 0.00
Warrants estopped by Statute	\$ 0.00
TOTAL WARRANTS RETIRED	\$ 1,497,907.51
BALANCE WARRANTS OUTSTANDING JUNE 30, 2018	\$ 92,315.96

Schedule 7, 2017 Ad Valorem Tax Account			
2017 Net Valuation Certified To County Excise Board	\$ 371,115,739.00	5.210 Mills	Amount
Total Proceeds of Levy as Certified			\$ 1,932,853.98
Additions:			\$ 0.00
Deductions:			\$ 0.00
Gross Balance Tax			\$ 1,932,853.98
Less Reserve for Delinquent Tax			\$ 175,714.00
Reserve for Protests Pending			\$ 0.00
Balance Available Tax			\$ 1,757,139.98
Deduct 2017 Tax Apportioned			\$ 1,854,886.51
Net Balance 2017 Tax in Process of Collection			\$ 0.00
Excess Collections			\$ 97,746.53

BUILDING FUND ACCOUNTS COVERING THE PERIOD JULY 1, 2017 TO JUNE 30, 2018
ESTIMATE OF NEEDS FOR 2018-2019

EXHIBIT "B"

Page 17

Schedule 5, (Continued)

2016-17	2015-16	2014-15	2013-14	2012-13	2011-12	TOTAL
\$ 2,275,572.27	\$ 0.00	\$ 0.00	\$ 0.00	\$ 0.00	\$ 0.00	\$ 2,275,572.27
\$ 2,138,014.38	\$ 0.00	\$ 0.00	\$ 0.00	\$ 0.00	\$ 0.00	\$ 2,138,014.38
\$ 0.00	\$ 0.00	\$ 0.00	\$ 0.00	\$ 0.00	\$ 0.00	\$ 2,138,014.38
\$ 137,557.89	\$ 0.00	\$ 0.00	\$ 0.00	\$ 0.00	\$ 0.00	\$ 2,275,572.27
\$ 60,090.83	\$ 0.00	\$ 0.00	\$ 0.00	\$ 0.00	\$ 0.00	\$ 1,914,977.34
\$ 0.00	\$ 0.00	\$ 0.00	\$ 0.00	\$ 0.00	\$ 0.00	\$ 18,805.32
\$ 0.00	\$ 0.00	\$ 0.00	\$ 0.00	\$ 0.00	\$ 0.00	\$ 62,887.48
\$ 0.00	\$ 0.00	\$ 0.00	\$ 0.00	\$ 0.00	\$ 0.00	\$ 0.00
\$ 60,090.83	\$ 0.00	\$ 0.00	\$ 0.00	\$ 0.00	\$ 0.00	\$ 1,996,670.14
\$ 197,648.72	\$ 0.00	\$ 0.00	\$ 0.00	\$ 0.00	\$ 0.00	\$ 4,272,242.41
\$ 134,761.24	\$ 0.00	\$ 0.00	\$ 0.00	\$ 0.00	\$ 0.00	\$ 1,632,668.75
\$ 0.00	\$ 0.00	\$ 0.00	\$ 0.00	\$ 0.00	\$ 0.00	\$ 0.00
\$ 0.00	\$ 0.00	\$ 0.00	\$ 0.00	\$ 0.00	\$ 0.00	\$ 0.00
\$ 134,761.24	\$ 0.00	\$ 0.00	\$ 0.00	\$ 0.00	\$ 0.00	\$ 1,632,668.75
\$ 62,887.48	\$ 0.00	\$ 0.00	\$ 0.00	\$ 0.00	\$ 0.00	\$ 2,639,573.66
\$ 0.00	\$ 0.00	\$ 0.00	\$ 0.00	\$ 0.00	\$ 0.00	\$ 92,315.96
\$ 0.00	\$ 0.00	\$ 0.00	\$ 0.00	\$ 0.00	\$ 0.00	\$ 0.00
\$ 0.00	\$ 0.00	\$ 0.00	\$ 0.00	\$ 0.00	\$ 0.00	\$ 0.00
\$ 0.00	\$ 0.00	\$ 0.00	\$ 0.00	\$ 0.00	\$ 0.00	\$ 92,315.96
\$ 0.00	\$ 0.00	\$ 0.00	\$ 0.00	\$ 0.00	\$ 0.00	\$ 0.00
\$ 62,887.48	\$ 0.00	\$ 0.00	\$ 0.00	\$ 0.00	\$ 0.00	\$ 2,547,257.70

Schedule 6, (Continued)

2016-17	2015-16	2014-15	2013-14	2012-13	2011-12	TOTAL
\$ 129,131.69	\$ 0.00	\$ 0.00	\$ 0.00	\$ 0.00	\$ 0.00	\$ 129,131.69
\$ 5,629.55	\$ 0.00	\$ 0.00	\$ 0.00	\$ 0.00	\$ 0.00	\$ 1,595,853.02
\$ 134,761.24	\$ 0.00	\$ 0.00	\$ 0.00	\$ 0.00	\$ 0.00	\$ 1,724,984.71
\$ 134,761.24	\$ 0.00	\$ 0.00	\$ 0.00	\$ 0.00	\$ 0.00	\$ 1,632,668.75
\$ 0.00	\$ 0.00	\$ 0.00	\$ 0.00	\$ 0.00	\$ 0.00	\$ 0.00
\$ 0.00	\$ 0.00	\$ 0.00	\$ 0.00	\$ 0.00	\$ 0.00	\$ 0.00
\$ 0.00	\$ 0.00	\$ 0.00	\$ 0.00	\$ 0.00	\$ 0.00	\$ 0.00
\$ 134,761.24	\$ 0.00	\$ 0.00	\$ 0.00	\$ 0.00	\$ 0.00	\$ 1,632,668.75
\$ 0.00	\$ 0.00	\$ 0.00	\$ 0.00	\$ 0.00	\$ 0.00	\$ 92,315.96

Schedule 9, Building Fund Investments

INVESTED IN	Investments On Hand June 30, 2017	Since Purchased	Liquidations		Barred by Court Order	Investments On Hand June 30, 2018
			By Collection Of Cost	Amortized Premium		
	\$ 0.00	\$ 0.00	\$ 0.00	\$ 0.00	\$ 0.00	\$ 0.00
						\$ 0.00
						\$ 0.00
						\$ 0.00
						\$ 0.00
						\$ 0.00
						\$ 0.00
						\$ 0.00
						\$ 0.00
						\$ 0.00
						\$ 0.00
						\$ 0.00
						\$ 0.00
						\$ 0.00
						\$ 0.00
						\$ 0.00
						\$ 0.00
TOTAL INVEST	\$ 0.00	\$ 0.00	\$ 0.00	\$ 0.00	\$ 0.00	\$ 0.00

BUILDING FUND ACCOUNTS COVERING THE PERIOD JULY 1, 2017 TO JUNE 30, 2018
ESTIMATE OF NEEDS FOR 2018-2019

EXHIBIT "B"

Schedule 8, Report of Prior Year Expenditures				
APPROPRIATED ACCOUNTS	FISCAL YEAR ENDING JUNE 30, 2017			APPROPRIATIONS ORIGINAL
	RESERVES 06-30-2017	WARRANTS SINCE ISSUED	BALANCE LAPSED APPROPRIATIONS	
1000 INSTRUCTION	\$ 8,426.20	\$ 5,629.55	\$ 2,796.65	\$ 977,838.46
2000 SUPPORT SERVICES:				
2100 Support Services - Students	\$ 0.00	\$ 0.00	\$ 0.00	\$ 0.00
2200 Support Services - Instructional Staff	\$ 0.00	\$ 0.00	\$ 0.00	\$ 0.00
2300 Support Services - General Administration	\$ 0.00	\$ 0.00	\$ 0.00	\$ 0.00
2400 Support Services - School Administration	\$ 0.00	\$ 0.00	\$ 0.00	\$ 50,000.00
2500 Support Services - Business	\$ 0.00	\$ 0.00	\$ 0.00	\$ 341,648.95
2600 Operations And Maintenance of Plant Services	\$ 0.00	\$ 0.00	\$ 0.00	\$ 1,444,251.46
2700 Student Transportation Services	\$ 0.00	\$ 0.00	\$ 0.00	\$ 66,000.00
2800 Support Services - Central	\$ 0.00	\$ 0.00	\$ 0.00	\$ 0.00
2900 Other Support Services	\$ 0.00	\$ 0.00	\$ 0.00	\$ 0.00
TOTAL	\$ 0.00	\$ 0.00	\$ 0.00	\$ 1,901,900.41
3000 OPERATION OF NON-INSTRUCTION SERVICES:				
3100 Child Nutrition Programs Operations	\$ 0.00	\$ 0.00	\$ 0.00	\$ 0.00
3200 Other Enterprise Service Operations	\$ 0.00	\$ 0.00	\$ 0.00	\$ 0.00
3300 Community Services Operations	\$ 0.00	\$ 0.00	\$ 0.00	\$ 0.00
TOTAL	\$ 0.00	\$ 0.00	\$ 0.00	\$ 0.00
4000 FACILITIES ACQUISITION & CONSTRUCTION SERVICES:				
4100 Supv. of Facilities Acquisition and Construction	\$ 0.00	\$ 0.00	\$ 0.00	\$ 0.00
4200 Site Acquisition Services	\$ 0.00	\$ 0.00	\$ 0.00	\$ 384,130.21
4300 Site Improvement Services	\$ 0.00	\$ 0.00	\$ 0.00	\$ 0.00
4400 Architecture and Engineering Services	\$ 0.00	\$ 0.00	\$ 0.00	\$ 50,000.00
4500 Educational Specifications Development Services	\$ 0.00	\$ 0.00	\$ 0.00	\$ 0.00
4600 Building Acquisition and Construction Services	\$ 0.00	\$ 0.00	\$ 0.00	\$ 0.00
4700 Building Improvement Services	\$ 0.00	\$ 0.00	\$ 0.00	\$ 570,000.00
4900 Other Facilities Acquisition and Const. Services	\$ 0.00	\$ 0.00	\$ 0.00	\$ 0.00
TOTAL	\$ 0.00	\$ 0.00	\$ 0.00	\$ 1,004,130.21
5000 OTHER OUTLAYS:				
5100 Debt Service	\$ 0.00	\$ 0.00	\$ 0.00	\$ 0.00
5200 Reimbursement (Child Nutrition Fund)	\$ 0.00	\$ 0.00	\$ 0.00	\$ 0.00
5300 Clearing Account	\$ 0.00	\$ 0.00	\$ 0.00	\$ 0.00
5400 Indirect Cost Entitlement	\$ 0.00	\$ 0.00	\$ 0.00	\$ 0.00
5500 Private Nonprofit Schools	\$ 0.00	\$ 0.00	\$ 0.00	\$ 0.00
5600 Correcting Entry	\$ 0.00	\$ 0.00	\$ 0.00	\$ 0.00
TOTAL	\$ 0.00	\$ 0.00	\$ 0.00	\$ 0.00
7000 OTHER USES	\$ 0.00	\$ 0.00	\$ 0.00	\$ 11,285.28
8000 REPAYMENTS	\$ 0.00	\$ 0.00	\$ 0.00	\$ 0.00
TOTAL BUILDING FUND	\$ 8,426.20	\$ 5,629.55	\$ 2,796.65	\$ 3,895,154.36
Bank Fees and Cash Charges	\$ 0.00	\$ 0.00	\$ 0.00	\$ 0.00
Provision for Interest on Warrants	\$ 0.00	\$ 0.00	\$ 0.00	\$ 0.00
GRAND TOTAL	\$ 8,426.20	\$ 5,629.55	\$ 2,796.65	\$ 3,895,154.36

ESTIMATE OF NEEDS FOR THE FISCAL YEAR 2018-2019
PURPOSE:
Current Expense
Interest
Pro rata share of County Assessor's Budget by County Excise Board
GRAND TOTAL - Home School

BUILDING FUND ACCOUNTS COVERING THE PERIOD JULY 1, 2017 TO JUNE 30, 2018
ESTIMATE OF NEEDS FOR 2018-2019

EXHIBIT "B"

Page 19

FISCAL YEAR ENDING JUNE 30, 2018						FISCAL YEAR 2017-2018
APPROPRIATIONS			WARRANTS ISSUED	RESERVES	LAPSED BALANCE KNOWN TO BE UNENCUMBERED	EXPENDITURES FOR CURRENT EXPENSE PURPOSES
SUPPLEMENTAL ADJUSTMENTS		NET AMOUNT				
ADDED	CANCELLED					
\$ 0.00	\$ 0.00	\$ 977,838.46	\$ 476,639.84	\$ 0.00	\$ 501,198.62	\$ 476,639.84
\$ 0.00	\$ 0.00	\$ 0.00	\$ 0.00	\$ 0.00	\$ 0.00	\$ 0.00
\$ 0.00	\$ 0.00	\$ 0.00	\$ 0.00	\$ 0.00	\$ 0.00	\$ 0.00
\$ 0.00	\$ 0.00	\$ 0.00	\$ 0.00	\$ 0.00	\$ 0.00	\$ 0.00
\$ 0.00	\$ 0.00	\$ 50,000.00	\$ 13,652.99	\$ 0.00	\$ 36,347.01	\$ 13,652.99
\$ 0.00	\$ 0.00	\$ 341,648.95	\$ 212,103.82	\$ 0.00	\$ 129,545.13	\$ 212,103.82
\$ 0.00	\$ 0.00	\$ 1,444,251.46	\$ 652,318.61	\$ 0.00	\$ 791,932.85	\$ 652,318.61
\$ 0.00	\$ 0.00	\$ 66,000.00	\$ 25,000.00	\$ 0.00	\$ 41,000.00	\$ 25,000.00
\$ 0.00	\$ 0.00	\$ 0.00	\$ 0.00	\$ 0.00	\$ 0.00	\$ 0.00
\$ 0.00	\$ 0.00	\$ 0.00	\$ 0.00	\$ 0.00	\$ 0.00	\$ 0.00
\$ 0.00	\$ 0.00	\$ 1,901,900.41	\$ 903,075.42	\$ 0.00	\$ 998,824.99	\$ 903,075.42
\$ 0.00	\$ 0.00	\$ 0.00	\$ 0.00	\$ 0.00	\$ 0.00	\$ 0.00
\$ 0.00	\$ 0.00	\$ 0.00	\$ 0.00	\$ 0.00	\$ 0.00	\$ 0.00
\$ 0.00	\$ 0.00	\$ 0.00	\$ 0.00	\$ 0.00	\$ 0.00	\$ 0.00
\$ 0.00	\$ 0.00	\$ 0.00	\$ 0.00	\$ 0.00	\$ 0.00	\$ 0.00
\$ 0.00	\$ 0.00	\$ 0.00	\$ 0.00	\$ 0.00	\$ 0.00	\$ 0.00
\$ 0.00	\$ 0.00	\$ 384,130.21	\$ 0.00	\$ 0.00	\$ 384,130.21	\$ 0.00
\$ 0.00	\$ 0.00	\$ 0.00	\$ 0.00	\$ 0.00	\$ 0.00	\$ 0.00
\$ 0.00	\$ 0.00	\$ 50,000.00	\$ 22,338.75	\$ 0.00	\$ 27,661.25	\$ 22,338.75
\$ 0.00	\$ 0.00	\$ 0.00	\$ 0.00	\$ 0.00	\$ 0.00	\$ 0.00
\$ 0.00	\$ 0.00	\$ 0.00	\$ 0.00	\$ 0.00	\$ 0.00	\$ 0.00
\$ 0.00	\$ 0.00	\$ 570,000.00	\$ 178,451.58	\$ 0.00	\$ 391,548.42	\$ 178,451.58
\$ 0.00	\$ 0.00	\$ 0.00	\$ 0.00	\$ 0.00	\$ 0.00	\$ 0.00
\$ 0.00	\$ 0.00	\$ 1,004,130.21	\$ 200,790.33	\$ 0.00	\$ 803,339.88	\$ 200,790.33
\$ 0.00	\$ 0.00	\$ 0.00	\$ 0.00	\$ 0.00	\$ 0.00	\$ 0.00
\$ 0.00	\$ 0.00	\$ 0.00	\$ 0.00	\$ 0.00	\$ 0.00	\$ 0.00
\$ 0.00	\$ 0.00	\$ 0.00	\$ 0.00	\$ 0.00	\$ 0.00	\$ 0.00
\$ 0.00	\$ 0.00	\$ 0.00	\$ 0.00	\$ 0.00	\$ 0.00	\$ 0.00
\$ 0.00	\$ 0.00	\$ 0.00	\$ 0.00	\$ 0.00	\$ 0.00	\$ 0.00
\$ 0.00	\$ 0.00	\$ 0.00	\$ 0.00	\$ 0.00	\$ 0.00	\$ 0.00
\$ 0.00	\$ 0.00	\$ 0.00	\$ 0.00	\$ 0.00	\$ 0.00	\$ 0.00
\$ 0.00	\$ 0.00	\$ 11,285.28	\$ 9,717.88	\$ 0.00	\$ 1,567.40	\$ 9,717.88
\$ 0.00	\$ 0.00	\$ 0.00	\$ 0.00	\$ 0.00	\$ 0.00	\$ 0.00
\$ 0.00	\$ 0.00	\$ 3,895,154.36	\$ 1,590,223.47	\$ 0.00	\$ 2,304,930.89	\$ 1,590,223.47
\$ 0.00	\$ 0.00	\$ 0.00	\$ 0.00	\$ 0.00	\$ 0.00	\$ 0.00
\$ 0.00	\$ 0.00	\$ 0.00	\$ 0.00	\$ 0.00	\$ 0.00	\$ 0.00
\$ 0.00	\$ 0.00	\$ 3,895,154.36	\$ 1,590,223.47	\$ 0.00	\$ 2,304,930.89	\$ 1,590,223.47

	Estimate of Needs by Governing Board	Approved by County Excise Board
	\$ 4,293,781.25	\$ 4,293,781.25
	\$ 0.00	\$ 0.00
	\$ 0.00	\$ 0.00
	\$ 4,293,781.25	\$ 4,293,781.25

SINKING FUND ACCOUNTS COVERING THE PERIOD JULY 1, 2017 TO JUNE 30, 2018
ESTIMATE OF NEEDS FOR 2018-2019

EXHIBIT "E"

Page 34-A

Schedule 1, Detail of Bond and Coupon Indebtedness as of June 30, 2018 - Not Affecting Homesteads (New)					
PURPOSE OF BOND ISSUE:					2016 GO Building
Date Of Issue					5/1/2016
Date Of Sale By Delivery					
HOW AND WHEN BONDS MATURE:					
Uniform Maturities:					
Date Maturity Begins					5/1/2018
Amount Of Each Uniform Maturity					\$ 160,000.00
Final Maturity Otherwise:					
Date of Final Maturity					5/1/2021
Amount of Final Maturity					\$ 200,000.00
AMOUNT OF ORIGINAL ISSUE					\$ 760,000.00
Cancelled, In Judgement Or Delayed For Final Levy Year					\$ 0.00
Basis of Accruals Contemplated on Net Collections or Better in Anticipation:					
Bond Issues Accruing By Tax Levy					\$ 760,000.00
Years To Run					5
Normal Annual Accrual					\$ 152,000.00
Tax Years Run					2
Accrual Liability To Date					\$ 304,000.00
Deductions From Total Accruals:					
Bonds Paid Prior To 6-30-2017					\$ 0.00
Bonds Paid During 2017-2018					\$ 160,000.00
Matured Bonds Unpaid					\$ 0.00
Balance Of Accrual Liability					\$ 144,000.00
TOTAL BONDS OUTSTANDING 6-30-2018:					
Matured					\$ 0.00
Unmatured					\$ 600,000.00
Coupon Computation:	Coupon Date	Unmatured Amount	% Int.	Months	Interest Amount
Bonds and Coupons				Mo.	\$ 0.00
Bonds and Coupons	5/1/2019	\$ 200,000.00	1.500%	12 Mo.	\$ 3,000.00
Bonds and Coupons	5/1/2020	\$ 200,000.00	2.000%	12 Mo.	\$ 4,000.00
Bonds and Coupons	5/1/2021	\$ 200,000.00	2.000%	12 Mo.	\$ 4,000.00
Bonds and Coupons				Mo.	\$ 0.00
Bonds and Coupons				Mo.	\$ 0.00
Bonds and Coupons				Mo.	\$ 0.00
Bonds and Coupons				Mo.	\$ 0.00
Bonds and Coupons				Mo.	\$ 0.00
Bonds and Coupons				Mo.	\$ 0.00
Bonds and Coupons				Mo.	\$ 0.00
Requirement for Interest Earnings After Last Tax-Levy Year:					
Terminal Interest To Accrue					\$ 0.00
Years To Run					0
Accrue Each Year					\$ 0.00
Tax Years Run					0
Total Accrual To Date					\$ 0.00
Current Interest Earned Through 2018-2019					\$ 11,000.00
Total Interest To Levy For 2018-2019					\$ 11,000.00
INTEREST COUPON ACCOUNT:					
Interest Earned But Unpaid 6-30-2017:					
Matured					\$ 0.00
Unmatured					\$ 2,233.33
Interest Earnings 2017-2018					\$ 13,000.00
Coupons Paid Through 2017-2018					\$ 13,400.00
Interest Earned But Unpaid 6-30-2018:					
Matured					\$ 0.00
Unmatured					\$ 1,833.33

SINKING FUND ACCOUNTS COVERING THE PERIOD JULY 1, 2017 TO JUNE 30, 2018
ESTIMATE OF NEEDS FOR 2018-2019

EXHIBIT "E"

Page 35

Schedule I, Detail of Bond and Coupon Indebtedness as of June 30, 2018 - Not Affecting Homesteads (New)	
PURPOSE OF BOND ISSUE:	Total All Bonds
HOW AND WHEN BONDS MATURE:	
Uniform Maturities:	
Amount Of Each Uniform Maturity	\$ 160,000.00
Final Maturity Otherwise:	
Amount of Final Maturity	\$ 200,000.00
AMOUNT OF ORIGINAL ISSUE	\$ 760,000.00
Cancelled, In Judgement Or Delayed For Final Levy Year	\$ 0.00
Basis of Accruals Contemplated on Net Collections or Better in Anticipation:	
Bond Issues Accruing By Tax Levy	\$ 760,000.00
Normal Annual Accrual	\$ 152,000.00
Accrual Liability To Date	\$ 304,000.00
Deductions From Total Accruals:	
Bonds Paid Prior To 6-30-2017	\$ 0.00
Bonds Paid During 2017-2018	\$ 160,000.00
Matured Bonds Unpaid	\$ 0.00
Balance Of Accrual Liability	\$ 144,000.00
TOTAL BONDS OUTSTANDING 6-30-2018:	
Matured	\$ 0.00
Unmatured	\$ 600,000.00
Requirement for Interest Earnings After Last Tax-Levy Year:	
Terminal Interest To Accrue	\$ 0.00
Accrue Each Year	\$ 0.00
Total Accrual To Date	\$ 0.00
Current Interest Earned Through 2018-2019	\$ 11,000.00
Total Interest To Levy For 2018-2019	\$ 11,000.00
INTEREST COUPON ACCOUNT:	
Interest Earned But Unpaid 6-30-2017:	
Matured	\$ 0.00
Unmatured	\$ 2,233.33
Interest Earnings 2017-2018	\$ 13,000.00
Coupons Paid Through 2017-2018	\$ 13,400.00
Interest Earned But Unpaid 6-30-2018:	
Matured	\$ 0.00
Unmatured	\$ 1,833.33

SINKING FUND ACCOUNTS COVERING THE PERIOD JULY 1, 2017 TO JUNE 30, 2018
ESTIMATE OF NEEDS FOR 2018-2019

EXHIBIT "E"

Schedule 2, Detail of Judgment Indebtedness as of June 30, 2018 - Not Affecting Homesteads (New)				
Judgments For Indebtedness Originally Incurred After January 8, 1937. (New)				
IN FAVOR OF				
BY WHOM OWNED				
PURPOSE OF JUDGMENT				
Case Number				
NAME OF COURT				
Date of Judgment				
Principal Amount of Judgment	\$ 0.00	\$ 0.00	\$ 0.00	\$ 0.00
Interest Rate Assigned by Court	0.00%	0.00%	0.00%	0.00%
Tax Levies Made	0	0	0	0
Principal Amount Provided for to June 30, 2017	\$ 0.00	\$ 0.00	\$ 0.00	\$ 0.00
Principal Amount Provided for in 2017-2018	\$ 0.00	\$ 0.00	\$ 0.00	\$ 0.00
PRINCIPAL AMOUNT NOT PROVIDED FOR	\$ 0.00	\$ 0.00	\$ 0.00	\$ 0.00
AMOUNT TO PROVIDE BY TAX LEVY FISCAL YEAR 2018-2019				
Principal 1/3	\$ 0.00	\$ 0.00	\$ 0.00	\$ 0.00
Interest	\$ 0.00	\$ 0.00	\$ 0.00	\$ 0.00
FOR ALL JUDGMENTS REPORTED LEVIED FOR BUT UNPAID JUDGMENT OBLIGATIONS OUTSTANDING JUNE 30, 2017				
Principal	\$ 0.00	\$ 0.00	\$ 0.00	\$ 0.00
Interest	\$ 0.00	\$ 0.00	\$ 0.00	\$ 0.00
JUDGMENT OBLIGATIONS SINCE LEVIED FOR:				
Principal	\$ 0.00	\$ 0.00	\$ 0.00	\$ 0.00
Interest	\$ 0.00	\$ 0.00	\$ 0.00	\$ 0.00
JUDGMENT OBLIGATIONS SINCE PAID:				
Principal	\$ 0.00	\$ 0.00	\$ 0.00	\$ 0.00
Interest	\$ 0.00	\$ 0.00	\$ 0.00	\$ 0.00
LEVIED BUT UNPAID JUDGMENT OBLIGATIONS OUTSTANDING JUNE 30, 2018				
Principal	\$ 0.00	\$ 0.00	\$ 0.00	\$ 0.00
Interest	\$ 0.00	\$ 0.00	\$ 0.00	\$ 0.00
Total	\$ 0.00	\$ 0.00	\$ 0.00	\$ 0.00

Schedule 3, Prepaid Judgments as of June 30, 2018				
Prepaid Judgments On Indebtedness Originating After January 8, 1937				
NAME OF JUDGMENT				
CASE NUMBER				
NAME OF COURT				
Principal Amount of Judgment	\$ 0.00	\$ 0.00	\$ 0.00	\$ 0.00
Tax Levies Made	0	0	0	0
Unreimbursed Balance At June 30, 2017	\$ 0.00	\$ 0.00	\$ 0.00	\$ 0.00
Reimbursement By 2017-2018 Tax Levy	\$ 0.00	\$ 0.00	\$ 0.00	\$ 0.00
Annual Accrual On Prepaid Judgments	\$ 0.00	\$ 0.00	\$ 0.00	\$ 0.00
Stricken By Court Order	\$ 0.00	\$ 0.00	\$ 0.00	\$ 0.00
Asset Balance	\$ 0.00	\$ 0.00	\$ 0.00	\$ 0.00

SINKING FUND ACCOUNTS COVERING THE PERIOD JULY 1, 2017 TO JUNE 30, 2018
ESTIMATE OF NEEDS FOR 2018-2019

EXHIBIT "E"

Page 37

Schedule 2, Detail of Judgment Indebtedness as of June 30, 2018 - Not Affecting Homesteads (New)							TOTAL ALL JUDGMENTS
Judgments For Indebtedness Originally Incurred After January 8, 1937. (New)							
\$ 0.00	\$ 0.00	\$ 0.00	\$ 0.00	\$ 0.00	\$ 0.00	\$ 0.00	\$ 0.00
0.00%	0.00%	0.00%	0.00%	0.00%	0.00%	0.00%	
0	0	0	0	0	0	0	
\$ 0.00	\$ 0.00	\$ 0.00	\$ 0.00	\$ 0.00	\$ 0.00	\$ 0.00	\$ 0.00
\$ 0.00	\$ 0.00	\$ 0.00	\$ 0.00	\$ 0.00	\$ 0.00	\$ 0.00	\$ 0.00
\$ 0.00	\$ 0.00	\$ 0.00	\$ 0.00	\$ 0.00	\$ 0.00	\$ 0.00	\$ 0.00
\$ 0.00	\$ 0.00	\$ 0.00	\$ 0.00	\$ 0.00	\$ 0.00	\$ 0.00	\$ 0.00
\$ 0.00	\$ 0.00	\$ 0.00	\$ 0.00	\$ 0.00	\$ 0.00	\$ 0.00	\$ 0.00
\$ 0.00	\$ 0.00	\$ 0.00	\$ 0.00	\$ 0.00	\$ 0.00	\$ 0.00	\$ 0.00
\$ 0.00	\$ 0.00	\$ 0.00	\$ 0.00	\$ 0.00	\$ 0.00	\$ 0.00	\$ 0.00
\$ 0.00	\$ 0.00	\$ 0.00	\$ 0.00	\$ 0.00	\$ 0.00	\$ 0.00	\$ 0.00
\$ 0.00	\$ 0.00	\$ 0.00	\$ 0.00	\$ 0.00	\$ 0.00	\$ 0.00	\$ 0.00
\$ 0.00	\$ 0.00	\$ 0.00	\$ 0.00	\$ 0.00	\$ 0.00	\$ 0.00	\$ 0.00
\$ 0.00	\$ 0.00	\$ 0.00	\$ 0.00	\$ 0.00	\$ 0.00	\$ 0.00	\$ 0.00
\$ 0.00	\$ 0.00	\$ 0.00	\$ 0.00	\$ 0.00	\$ 0.00	\$ 0.00	\$ 0.00
\$ 0.00	\$ 0.00	\$ 0.00	\$ 0.00	\$ 0.00	\$ 0.00	\$ 0.00	\$ 0.00

							TOTAL ALL PREPAID JUDGMENTS
\$ 0.00	\$ 0.00	\$ 0.00	\$ 0.00	\$ 0.00	\$ 0.00	\$ 0.00	\$ 0.00
0	0	0	0	0	0	0	
\$ 0.00	\$ 0.00	\$ 0.00	\$ 0.00	\$ 0.00	\$ 0.00	\$ 0.00	\$ 0.00
\$ 0.00	\$ 0.00	\$ 0.00	\$ 0.00	\$ 0.00	\$ 0.00	\$ 0.00	\$ 0.00
\$ 0.00	\$ 0.00	\$ 0.00	\$ 0.00	\$ 0.00	\$ 0.00	\$ 0.00	\$ 0.00
\$ 0.00	\$ 0.00	\$ 0.00	\$ 0.00	\$ 0.00	\$ 0.00	\$ 0.00	\$ 0.00
\$ 0.00	\$ 0.00	\$ 0.00	\$ 0.00	\$ 0.00	\$ 0.00	\$ 0.00	\$ 0.00

SINKING FUND ACCOUNTS COVERING THE PERIOD JULY 1, 2017 TO JUNE 30, 2018
ESTIMATE OF NEEDS FOR 2018-2019

EXHIBIT "E"

Page 38

Schedule 4, Sinking Fund Cash Statement		
	SINKING FUND	
	Detail	Extension
Revenue Receipts and Disbursements		
Cash on Hand June 30, 2017		\$ 160,010.76
Investments Since Liquidated	\$ 0.00	
COLLECTED AND APPORTIONED:		
Contributions From Other Districts	\$ 0.00	
2016 and Prior Ad Valorem Tax	\$ 5,156.08	
2017 Ad Valorem Tax	\$ 160,263.64	
Miscellaneous Receipts	\$ 398.20	
TOTAL RECEIPTS		\$ 165,817.92
TOTAL RECEIPTS AND BALANCE		\$ 325,828.68
DISBURSEMENTS:		
Coupons Paid	\$ 13,400.00	
Interest Paid on Past-Due Coupons	\$ 0.00	
Bonds Paid	\$ 160,000.00	
Interest Paid on Past-Due Bonds	\$ 0.00	
Commission Paid to Fiscal Agency	\$ 0.00	
Judgments Paid	\$ 0.00	
Interest Paid on Such Judgments	\$ 0.00	
Investments Purchased	\$ 0.00	
Judgments Paid Under 62 O.S. 1981, Sect 435	\$ 0.00	
TOTAL DISBURSEMENTS		\$ 173,400.00
CASH BALANCE ON HAND JUNE 30, 2018		\$ 152,428.68

Schedule 5, Sinking Fund Balance Sheet		
	SINKING FUND	
	Detail	Extension
Cash Balance on Hand June 30, 2018		\$ 152,428.68
Legal Investments Properly Maturing	\$ 0.00	
Judgments Paid to Recover by Tax Levy	\$ 0.00	
TOTAL LIQUID ASSETS		\$ 152,428.68
DEDUCT MATURED INDEBTEDNESS:		
a. Past-Due Coupons	\$ 0.00	
b. Interest Accrued Thereon	\$ 0.00	
c. Past-Due Bonds	\$ 0.00	
d. Interest Thereon After Last Coupon	\$ 0.00	
e. Fiscal Agent Commission On Above	\$ 0.00	
f. Judgements and Interest Levied for But Unpaid	\$ 0.00	
TOTAL Items a. Through f. (To Extension Column)		\$ 0.00
BALANCE OF ASSETS SUBJECT TO ACCRUALS		\$ 152,428.68
DEDUCT ACCRUAL RESERVES IF ASSETS SUFFICIENT:		
g. Earned Unmatured Interest	\$ 1,833.33	
h. Accrual on Final Coupons	\$ 0.00	
i. Accrued on Unmatured Bonds	\$ 144,000.00	
TOTAL Items g. Through i. (To Extension Column)		\$ 145,833.33
EXCESS OF ASSETS OVER ACCRUAL RESERVES		\$ 6,595.35

SINKING FUND ACCOUNTS COVERING THE PERIOD JULY 1, 2017 TO JUNE 30, 2018
ESTIMATE OF NEEDS FOR 2018-2019

EXHIBIT "E"

Page 39

Schedule 6, Estimate of Sinking Fund Needs		
	SINKING FUND	
	Computed By Governing Board	Provided By Excise Board
Interest Earnings on Bonds	\$ 11,000.00	\$ 11,000.00
Accrual on Unmatured Bonds	\$ 152,000.00	\$ 152,000.00
Annual Accrual on "Prepaid" Judgments	\$ 0.00	\$ 0.00
Annual Accrual on Unpaid Judgments	\$ 0.00	\$ 0.00
Interest on Unpaid Judgments	\$ 0.00	\$ 0.00
PARTICIPATING CONTRIBUTIONS (Annexations):	\$ 0.00	\$ 0.00
For Credit to School Dist. No.	\$ 0.00	\$ 0.00
For Credit to School Dist. No.	\$ 0.00	\$ 0.00
For Credit to School Dist. No.	\$ 0.00	\$ 0.00
For Credit to School Dist. No.	\$ 0.00	\$ 0.00
Annual Accrual From Exhibit KK	\$ 0.00	\$ 0.00
TOTAL SINKING FUND PROVISION	\$ 163,000.00	\$ 163,000.00

Schedule 7, 2017 Ad Valorem Tax Account - Sinking Funds			
Gross Value \$	0.00		
Net Value \$	371,115,739.00	0.450 Mills	Amount
Total Proceeds of Levy as Certified			\$ 167,183.70
Additions:			\$ 0.00
Deductions:			\$ 0.00
Gross Balance Tax			\$ 167,183.70
Less Reserve For Delinquent Tax			\$ 7,961.13
Reserve for Protest Pending			\$ 0.00
Balance Available Tax			\$ 159,222.57
Deduct 2017 Tax Apportioned			\$ 160,263.64
Net Balance 2017 Tax in Process of Collection or Excess Collections			\$ 1,041.07

Schedule 8, Sinking Fund Contributions From Other Districts Due To Boundry Changes		
	SINKING FUND	
	Actually Received	Provided For in Budget of Contributing School District
SCHOOL DISTRICT CONTRIBUTIONS		
From School District No.	\$ 0.00	\$ 0.00
From School District No.	\$ 0.00	\$ 0.00
From School District No.	\$ 0.00	\$ 0.00
From School District No.	\$ 0.00	\$ 0.00
From School District No.	\$ 0.00	\$ 0.00
From School District No.	\$ 0.00	\$ 0.00
From School District No.	\$ 0.00	\$ 0.00
From School District No.	\$ 0.00	\$ 0.00
From School District No.	\$ 0.00	\$ 0.00
TOTALS	\$ 0.00	\$ 0.00

SINKING FUND ACCOUNTS COVERING THE PERIOD JULY 1, 2017 TO JUNE 30, 2018
ESTIMATE OF NEEDS FOR 2018-2019

EXHIBIT "E"

Page 40

Schedule 9, Sinking Fund Investments						
INVESTED IN	Investments On Hand June 30, 2017	Since Purchased	Liquidations		Barred by Court Order	Investments On Hand June 30, 2018
			By Collection Of Cost	Amortized Premium		
	\$ 0.00	\$ 0.00	\$ 0.00	\$ 0.00	\$ 0.00	\$ 0.00
						\$ 0.00
						\$ 0.00
						\$ 0.00
						\$ 0.00
						\$ 0.00
						\$ 0.00
						\$ 0.00
						\$ 0.00
						\$ 0.00
						\$ 0.00
TOTAL INVEST.	\$ 0.00	\$ 0.00	\$ 0.00	\$ 0.00	\$ 0.00	\$ 0.00

SINKING FUND ACCOUNTS COVERING THE PERIOD JULY 1, 2017 TO JUNE 30, 2018
ESTIMATE OF NEEDS FOR 2018-2019

EXHIBIT "E"

Page 41

Schedule 10, Miscellaneous Revenue	
SOURCE	2017-18 ACCOUNT ACTUALLY COLLECTED
1000 DISTRICT SOURCES OF REVENUE:	
1200 Tuition & Fees	
1310 Interest Earnings	\$ 0.00
1320 Dividends on Insurance Policies	\$ 398.20
1330 Premium on Bonds Sold	\$ 0.00
1340 Accrued Interest on Bond Sales	\$ 0.00
1350 Interest on Taxes	\$ 0.00
1360 Earnings From Oklahoma Commission on School Funds Management	\$ 0.00
1370 Proceeds From Sale of Original Bonds	\$ 0.00
1390 Other Earnings on Investments	\$ 0.00
1300 Earnings on Investments and Bond Sales	\$ 398.20
1410 Rental of School Facilities	\$ 0.00
1420 Rental of Property Other Than School Facilities	\$ 0.00
1430 Sales of Building and/or Real Estate	\$ 0.00
1440 Sales of Equipment, Services and Materials	\$ 0.00
1450 Bookstore Revenue	\$ 0.00
1460 Commissions	\$ 0.00
1470 Shop Revenue	\$ 0.00
1490 Other Rental, Disposals and Commissions	\$ 0.00
1400 Rental, Disposals and Commissions	\$ 0.00
1500 Reimbursements	\$ 0.00
1600 Other Local Sources of Revenue	\$ 0.00
1700 Child Nutrition Programs	\$ 0.00
1800 Athletics	\$ 0.00
TOTAL	\$ 398.20
2000 INTERMEDIATE SOURCES OF REVENUE:	
2100 County 4 Mill Ad Valorem Tax	\$ 0.00
2200 County Apportionment (Mortgage Tax)	\$ 0.00
2300 Resale of Property Fund Distribution	\$ 0.00
2900 Other Intermediate Sources of Revenue	\$ 0.00
TOTAL	\$ 0.00
3000 STATE SOURCES OF REVENUE:	
3100 Total Dedicated Revenue	\$ 0.00
3200 Total State Aid - General Operations - Non-Categorical	\$ 0.00
3300 State Aid - Competitive Grants - Categorical	\$ 0.00
3400 State - Categorical	\$ 0.00
3500 Special Programs	\$ 0.00
3600 Other State Sources of Revenue	\$ 0.00
3700 Child Nutrition Program	\$ 0.00
3800 State Vocational Programs - Multi-Source	\$ 0.00
TOTAL	\$ 0.00
4000 FEDERAL SOURCES OF REVENUE:	
4000 Federal Sources of Revenue	\$ 0.00
TOTAL	\$ 0.00
5000 NON-REVENUE RECEIPTS:	
5100 Return of Assets	\$ 0.00
GRAND TOTAL	\$ 398.20

CAPITAL PROJECT FUND ACCOUNTS COVERING THE PERIOD JULY 1, 2017 TO JUNE 30, 2018
ESTIMATE OF NEEDS FOR 2018-2019

EXHIBIT "G"

Capital Project Fund Accounts:	Bond Fund 2017-2018 Amount	Fund 2017-2018 Amount	Fund 2017-2018 Amount
Schedule 1, Current Balance Sheet - June 30, 2018			
CURRENT YEAR			
ASSETS:			
Cash Balance June 30, 2018	\$ 610,253.78	\$ 0.00	\$ 0.00
Investments	\$ 0.00	\$ 0.00	\$ 0.00
TOTAL ASSETS	\$ 610,253.78	\$ 0.00	\$ 0.00
LIABILITIES AND RESERVES:			
Warrants Outstanding	\$ 4,500.00	\$ 0.00	\$ 0.00
Reserve for Interest on Warrants	\$ 0.00	\$ 0.00	\$ 0.00
Reserves From Schedule 8	\$ 0.00	\$ 0.00	\$ 0.00
TOTAL LIABILITIES AND RESERVES	\$ 4,500.00	\$ 0.00	\$ 0.00
CASH FUND BALANCE JUNE 30, 2018	\$ 605,753.78	\$ 0.00	\$ 0.00
TOTAL LIABILITIES, RESERVES AND CASH FUND BALANCE	\$ 610,253.78	\$ 0.00	\$ 0.00

Schedule 5, Expenditures Capital Project Fund Accounts of Current Year	2017-2018 Amount	2017-2018 Amount	2017-2018 Amount
CURRENT YEAR			
Cash Balance Reported to Excise Board 6-30-2017	\$ 713,564.37	\$ 0.00	\$ 0.00
Cash Fund Balance Transferred Out			
Cash Fund Balance Transferred In	\$ 0.00	\$ 0.00	\$ 0.00
Adjusted Cash Balance	\$ 713,564.37	\$ 0.00	\$ 0.00
Miscellaneous Revenue (Schedule 4)	\$ 86,745.41	\$ 0.00	\$ 0.00
Cash Fund Balance Forward From Preceding Year	\$ 0.00	\$ 0.00	\$ 0.00
Prior Expenditures Recovered	\$ 0.00	\$ 0.00	\$ 0.00
TOTAL RECEIPTS	\$ 86,745.41	\$ 0.00	\$ 0.00
TOTAL RECEIPTS AND BALANCE	\$ 800,309.78	\$ 0.00	\$ 0.00
Warrants Paid of Year in Caption	\$ 190,056.00	\$ 0.00	\$ 0.00
Interest Paid Thereon	\$ 0.00	\$ 0.00	\$ 0.00
TOTAL DISBURSEMENTS	\$ 190,056.00	\$ 0.00	\$ 0.00
CASH BALANCE JUNE 30, 2018	\$ 610,253.78	\$ 0.00	\$ 0.00
Reserve for Warrants Outstanding	\$ 4,500.00	\$ 0.00	\$ 0.00
Reserve for Interest on Warrants	\$ 0.00	\$ 0.00	\$ 0.00
Reserves From Schedule 8	\$ 0.00	\$ 0.00	\$ 0.00
TOTAL LIABILITIES AND RESERVE	\$ 4,500.00	\$ 0.00	\$ 0.00
DEFICIT: (Red Figure)	\$ 0.00	\$ 0.00	\$ 0.00
CASH FUND BALANCE FORWARD TO SUCCEEDING YEAR	\$ 605,753.78	\$ 0.00	\$ 0.00

Schedule 6, Capital Project Fund Warrant Account of Current Year	2017-2018 Amount	2017-2018 Amount	2017-2018 Amount
CURRENT AND ALL PRIOR YEARS			
Warrants Outstanding 6-30 of Year in Caption	\$ 0.00	\$ 0.00	\$ 0.00
Warrants Registered During Year	\$ 194,556.00	\$ 0.00	\$ 0.00
TOTAL	\$ 194,556.00	\$ 0.00	\$ 0.00
Warrants Paid During Year	\$ 190,056.00	\$ 0.00	\$ 0.00
Warrants Converted to Bonds or Judgments	\$ 0.00	\$ 0.00	\$ 0.00
Warrants Cancelled	\$ 0.00	\$ 0.00	\$ 0.00
Warrants estopped by Statute	\$ 0.00	\$ 0.00	\$ 0.00
TOTAL WARRANTS RETIRED	\$ 190,056.00	\$ 0.00	\$ 0.00
BALANCE WARRANTS OUTSTANDING JUNE 30, 2018	\$ 4,500.00	\$ 0.00	\$ 0.00

CAPITAL PROJECT FUND ACCOUNTS COVERING THE PERIOD JULY 1, 2017 TO JUNE 30, 2018
ESTIMATE OF NEEDS FOR 2018-2019

EXHIBIT "G"

Page 45

Fund 2017-2018 Amount	Fund 2017-2018 Amount	Fund 2017-2018 Amount	Fund 2017-2018 Amount	Fund 2017-2018 Amount	Fund 2017-2018 Amount	TOTAL
\$ 0.00	\$ 0.00	\$ 0.00	\$ 0.00	\$ 0.00	\$ 0.00	\$ 610,253.78
\$ 0.00	\$ 0.00	\$ 0.00	\$ 0.00	\$ 0.00	\$ 0.00	\$ 0.00
\$ 0.00	\$ 0.00	\$ 0.00	\$ 0.00	\$ 0.00	\$ 0.00	\$ 610,253.78
\$ 0.00	\$ 0.00	\$ 0.00	\$ 0.00	\$ 0.00	\$ 0.00	\$ 4,500.00
\$ 0.00	\$ 0.00	\$ 0.00	\$ 0.00	\$ 0.00	\$ 0.00	\$ 0.00
\$ 0.00	\$ 0.00	\$ 0.00	\$ 0.00	\$ 0.00	\$ 0.00	\$ 0.00
\$ 0.00	\$ 0.00	\$ 0.00	\$ 0.00	\$ 0.00	\$ 0.00	\$ 4,500.00
\$ 0.00	\$ 0.00	\$ 0.00	\$ 0.00	\$ 0.00	\$ 0.00	\$ 605,753.78
\$ 0.00	\$ 0.00	\$ 0.00	\$ 0.00	\$ 0.00	\$ 0.00	\$ 610,253.78

2017-2018 Amount	2017-2018 Amount	2017-2018 Amount	2017-2018 Amount	2017-2018 Amount	2017-2018 Amount	TOTAL
\$ 0.00	\$ 0.00	\$ 0.00	\$ 0.00	\$ 0.00	\$ 0.00	\$ 713,564.37
						\$ 0.00
\$ 0.00	\$ 0.00	\$ 0.00	\$ 0.00	\$ 0.00	\$ 0.00	\$ 0.00
\$ 0.00	\$ 0.00	\$ 0.00	\$ 0.00	\$ 0.00	\$ 0.00	\$ 713,564.37
\$ 0.00	\$ 0.00	\$ 0.00	\$ 0.00	\$ 0.00	\$ 0.00	\$ 86,745.41
\$ 0.00	\$ 0.00	\$ 0.00	\$ 0.00	\$ 0.00	\$ 0.00	\$ 0.00
\$ 0.00	\$ 0.00	\$ 0.00	\$ 0.00	\$ 0.00	\$ 0.00	\$ 0.00
\$ 0.00	\$ 0.00	\$ 0.00	\$ 0.00	\$ 0.00	\$ 0.00	\$ 86,745.41
\$ 0.00	\$ 0.00	\$ 0.00	\$ 0.00	\$ 0.00	\$ 0.00	\$ 800,309.78
\$ 0.00	\$ 0.00	\$ 0.00	\$ 0.00	\$ 0.00	\$ 0.00	\$ 190,056.00
\$ 0.00	\$ 0.00	\$ 0.00	\$ 0.00	\$ 0.00	\$ 0.00	\$ 0.00
\$ 0.00	\$ 0.00	\$ 0.00	\$ 0.00	\$ 0.00	\$ 0.00	\$ 190,056.00
\$ 0.00	\$ 0.00	\$ 0.00	\$ 0.00	\$ 0.00	\$ 0.00	\$ 610,253.78
\$ 0.00	\$ 0.00	\$ 0.00	\$ 0.00	\$ 0.00	\$ 0.00	\$ 4,500.00
\$ 0.00	\$ 0.00	\$ 0.00	\$ 0.00	\$ 0.00	\$ 0.00	\$ 0.00
\$ 0.00	\$ 0.00	\$ 0.00	\$ 0.00	\$ 0.00	\$ 0.00	\$ 0.00
\$ 0.00	\$ 0.00	\$ 0.00	\$ 0.00	\$ 0.00	\$ 0.00	\$ 4,500.00
\$ 0.00	\$ 0.00	\$ 0.00	\$ 0.00	\$ 0.00	\$ 0.00	\$ 0.00
\$ 0.00	\$ 0.00	\$ 0.00	\$ 0.00	\$ 0.00	\$ 0.00	\$ 605,753.78

2017-2018 Amount	2017-2018 Amount	2017-2018 Amount	2017-2018 Amount	2017-2018 Amount	2017-2018 Amount	Total
\$ 0.00	\$ 0.00	\$ 0.00	\$ 0.00	\$ 0.00	\$ 0.00	\$ 0.00
\$ 0.00	\$ 0.00	\$ 0.00	\$ 0.00	\$ 0.00	\$ 0.00	\$ 194,556.00
\$ 0.00	\$ 0.00	\$ 0.00	\$ 0.00	\$ 0.00	\$ 0.00	\$ 194,556.00
\$ 0.00	\$ 0.00	\$ 0.00	\$ 0.00	\$ 0.00	\$ 0.00	\$ 190,056.00
\$ 0.00	\$ 0.00	\$ 0.00	\$ 0.00	\$ 0.00	\$ 0.00	\$ 0.00
\$ 0.00	\$ 0.00	\$ 0.00	\$ 0.00	\$ 0.00	\$ 0.00	\$ 0.00
\$ 0.00	\$ 0.00	\$ 0.00	\$ 0.00	\$ 0.00	\$ 0.00	\$ 0.00
\$ 0.00	\$ 0.00	\$ 0.00	\$ 0.00	\$ 0.00	\$ 0.00	\$ 190,056.00
\$ 0.00	\$ 0.00	\$ 0.00	\$ 0.00	\$ 0.00	\$ 0.00	\$ 4,500.00

S.A. & I. Form 2661R06 Entity: Eastern Oklahoma County Technology Center AVTS #23, Oklahoma

23-Aug-2018

CERTIFICATE OF EXCISE BOARD

State of Oklahoma, County of Oklahoma

We, do further certify that we have examined the statement of estimated needs for the current fiscal year ending June 30, 2018, as certified by the Board of Education of Eastern Oklahoma County Technology Center, District Number AVTS #23 of said County and State, and its financial statement for the preceding year, and in so doing we have diligently performed the duties imposed upon this Excise Board by 68 O. S. 2001 Section 3007, by (1) ascertaining that the financial statements, as to the statistics therein contained, reflect the true fiscal condition at the close of the fiscal year, or caused the same to be corrected so to show; (2) struck from the estimate of needs so submitted any items not authorized by law and reduced to the sum authorized by law any items restricted by statute as to the amount lawfully expendable therefor; (3) supplemented such estimate, after appropriate action, by an estimate of needs prepared by this Excise Board to make provision for mandatory functions based upon statistics authoritatively submitted; (4) computed the total means available to each fund in the manner provided, applying the Governing Board's estimate of revenue to be derived from surplus tax of the immediately preceding year and from sources other than ad valorem tax, or reduced such estimate to not less than the lawfully authorized ratio of the several sums realized from such sources during the preceding fiscal year or to such lesser sum as may reasonably be anticipated under altered law or circumstance and using for such determination the basic collections of the preceding year and the ratios on which distribution or apportionment must be made during the ensuing or current year.

To the several and specific purposes of the estimated needs as certified, we have and do hereby appropriate the surplus balances of cash on hand of the prior year, estimates of income from sources other than ad valorem taxation within the limitation fixed by law, and the proceeds of ad valorem tax levy within the number of mills authorized, either by apportionment by the Legislature, allocation by the excise board or by legal election, all of which appropriations are made in so far as the available surpluses, revenues, and levies will permit, except in that we have also provided that, after deducting items consisting of cash and the revenue from all sources other than the 2018 tax and the proceeds of the 2018 tax levy are in excess of the residue of such appropriations, by a sum included for delinquent tax, computed at 10.0% of such residue. And provided further, if said School District has been ascertained to be a well defined State Aid District, the local budget, as approved and appropriated for, has been applied wholly to its operating accounts.

We further certify that the amount required to be raised from tax, excluding Homesteads, for General Revenue Fund purposes as approved, requires a total ad valorem tax levy of 10.000 Mills. Said levy is within the statutory limit, and if in excess, is within the constitutional limit and has been authorized by a vote of the people of said district, as shown by certificate of the School Board to-wit:

To this District, with valuations shown below, the Excise Board allocated 5.000 Mills, plus 0.000 Mills authorized by the Constitution, plus an emergency levy of 0.000 Mills; plus local support levy of 5.000 Mills; for a total levy for the General Fund of 10.000 Mills.

We further certify that the amount required to be raised for building fund purposes as approved requires a tax levy of 2.000 Mills, and said levy has been certified as authorized by a vote of the people at an election held for that purpose. We further certify that Assessed Values used in computing Mill-vote levies have been applied as certified by the County Assessor.

We further certify that we have examined the within statements of account and estimated needs or requirements of the Governing Board of Eastern Oklahoma County Technology Center, School District No. AVTS #23 of said County and State, in relation to the Sinking Fund or Funds thereof, and after finding the same correct or having caused the same to be corrected pursuant to 68 O. S. 2001 Section 3009, have approved the requirements therefor to fulfill the conditions of Section 26 and 28 of Article 10, Oklahoma Constitution, and have made and certified a tax levy therefor to the extent of the excess of said total requirements over the total of items 2, 3, 6, and 12 of Exhibit "Y" and any other legal deduction, including a reserve of 10% for delinquent taxes.

CERTIFICATE OF EXCISE BOARD
ESTIMATE OF NEEDS FOR 2018-2019

EXHIBIT "Y"					
County Excise Board's Appropriation of Income and Revenue	General Fund	Building Fund	Co-op Fund	Child Nutrition Fund	New Sinking Fund (Exc. Homesteads)
Appropriation Approved and Provision Made	\$ 8,823,193.62	\$ 4,293,781.25	\$ 0.00	\$ 0.00	\$ 163,000.00
Appropriation of Revenues:					
Excess of Assets Over Liabilities	\$ 2,031,381.13	\$ 2,484,370.22	\$ 0.00	\$ 0.00	\$ 6,595.35
Unclaimed Protest Tax Refunds	\$ 0.00	\$ 0.00	\$ 0.00	\$ 0.00	\$ 0.00
Miscellaneous Estimated Revenues	\$ 3,173,074.00	\$ 0.00	\$ 0.00	\$ 0.00	None
Est. Value of Surplus Tax in Process	\$ 0.00	\$ 0.00	\$ 0.00	\$ 0.00	None
Sinking Fund Contributions	\$ 0.00	\$ 0.00	\$ 0.00	\$ 0.00	\$ 0.00
Surplus Building Fund Cash	\$ 0.00	\$ 0.00	\$ 0.00	\$ 0.00	\$ 0.00
Total Other Than 2018 Tax	\$ 5,204,455.13	\$ 2,484,370.22	\$ 0.00	\$ 0.00	\$ 6,595.35
Balance Required	\$ 3,618,738.49	\$ 1,809,411.03	\$ 0.00	\$ 0.00	\$ 156,404.65
Add Allowance for Delinquency	\$ 361,873.85	\$ 180,941.10	\$ 0.00	\$ 0.00	\$ 7,820.23
Total Required for 2018 Tax	\$ 3,980,612.34	\$ 1,990,352.13	\$ 0.00	\$ 0.00	\$ 164,224.88
Rate of Levy Required and Certified	-----	-----	-----	-----	0.43 Mills

We further certify that the net assessed valuation of the Property, subject to ad valorem taxes, after the amount of all Homestead Exemptions have been deducted in the said School District as finally equalized and certified by the Board of Equalization for the current year 2018-2019 is as follows:

VALUATION AND LEVIES EXCLUDING HOMESTEADS				
County	Real	Personal	Public Service	Total
This County Oklahoma	\$ 269,223,750.00	\$ 15,947,825.00	\$ 80,725,833.00	\$ 365,897,408.00
Joint County Lincoln	\$ 6,147,497.00	\$ 629,908.00	\$ 3,325,036.00	\$ 10,102,441.00
Joint County Logan	\$ 2,633,780.00	\$ 734,389.00	\$ 1,875,732.00	\$ 5,243,901.00
Joint County Pottawatomie	\$ 851,181.00	\$ 21,213.00	\$ 40,312.00	\$ 912,706.00
Joint County	\$ 0.00	\$ 0.00	\$ 0.00	\$ 0.00
Joint County	\$ 0.00	\$ 0.00	\$ 0.00	\$ 0.00
Joint County	\$ 0.00	\$ 0.00	\$ 0.00	\$ 0.00
Joint County	\$ 0.00	\$ 0.00	\$ 0.00	\$ 0.00
Joint County	\$ 0.00	\$ 0.00	\$ 0.00	\$ 0.00
Joint County	\$ 0.00	\$ 0.00	\$ 0.00	\$ 0.00
Joint County	\$ 0.00	\$ 0.00	\$ 0.00	\$ 0.00
Joint County	\$ 0.00	\$ 0.00	\$ 0.00	\$ 0.00
Joint County	\$ 0.00	\$ 0.00	\$ 0.00	\$ 0.00
Joint County	\$ 0.00	\$ 0.00	\$ 0.00	\$ 0.00
Joint County	\$ 0.00	\$ 0.00	\$ 0.00	\$ 0.00
Total Valuations, All Counties	\$ 278,856,208.00	\$ 17,333,335.00	\$ 85,966,913.00	\$ 382,156,456.00

and that the assessed valuations herein certified have been used in computing the rates of mill levies and the proceeds thereof appropriated as aforesaid; and that having ascertained as aforesaid, the aggregate amount to be raised by ad valorem taxation, be raised by ad valorem taxation, we thereupon made the above levies therefor as provided by law as follows:

CERTIFICATE OF EXCISE BOARD
ESTIMATE OF NEEDS FOR 2018-2019

EXHIBIT "Y" Continued: Primary County And All Joint Counties		Valuation And Levies Excluding Homesteads		Total Required For 2018 Tax	
County	General Fund	Building Fund	Total Valuation	General	Building
This County Oklahoma	10.42 Mills	5.21 Mills	\$ 365,897,408.00	\$ 3,812,650.99	\$ 1,906,325.50
Joint Co. Lincoln	10.31 Mills	5.16 Mills	\$ 10,102,441.00	\$ 104,156.17	\$ 52,128.60
Joint Co. Logan	10.38 Mills	5.19 Mills	\$ 5,243,901.00	\$ 54,431.69	\$ 27,215.85
Joint Co. Pottawatomie	10.27 Mills	5.13 Mills	\$ 912,706.00	\$ 9,373.49	\$ 4,682.18
Joint Co.	0.00 Mills	0.00 Mills	\$ 0.00	\$ 0.00	\$ 0.00
Joint Co.	0.00 Mills	0.00 Mills	\$ 0.00	\$ 0.00	\$ 0.00
Joint Co.	0.00 Mills	0.00 Mills	\$ 0.00	\$ 0.00	\$ 0.00
Joint Co.	0.00 Mills	0.00 Mills	\$ 0.00	\$ 0.00	\$ 0.00
Joint Co.	0.00 Mills	0.00 Mills	\$ 0.00	\$ 0.00	\$ 0.00
Joint Co.	0.00 Mills	0.00 Mills	\$ 0.00	\$ 0.00	\$ 0.00
Joint Co.	0.00 Mills	0.00 Mills	\$ 0.00	\$ 0.00	\$ 0.00
Joint Co.	0.00 Mills	0.00 Mills	\$ 0.00	\$ 0.00	\$ 0.00
Joint Co.	0.00 Mills	0.00 Mills	\$ 0.00	\$ 0.00	\$ 0.00
Joint Co.	0.00 Mills	0.00 Mills	\$ 0.00	\$ 0.00	\$ 0.00
Totals			\$ 382,156,456.00	\$ 3,980,612.34	\$ 1,990,352.13

Sinking Fund 0.43 Mills

and we do hereby order the above levies to be certified forthwith by the Secretary of this Board to the County Assessor of said County, in order that the County Assessor may immediately extend said levies upon the Tax Rolls for the year 2018 without regard to any protest that may be filed against any levies, as required by 68 O. S. 2001, Section 2869.

Signed in Oklahoma County, Oklahoma, this 13 day of October, 2018

Melvin Combs Jr. Excise Board Member
Patrick B. Crawley Excise Board Member

[Signature] Excise Board Chairman
[Signature] Excise Board Secretary



Joint School District Levy Certification for Eastern Oklahoma County Technology Center AVTS #23

Career Tech District Number _____ : General Fund _____
Building Fund _____

State of Oklahoma)
County of Oklahoma) ss

I, David B. Hooten, Oklahoma County Clerk, do hereby certify that the above levies are true and correct for the taxable year 2018.

Witness my hand and seal, on October 17, 2018.

[Signature]
Oklahoma County Clerk
by Karen Prinos, deputy



S.A. & L Form 2661R06 Entity: Eastern Oklahoma County Technology Center AVTS #23, Oklahoma

23-Aug-2018